

The Warn Chronicles...



All roads must come to an end. Which is precisely where this Warn journey starts.

As you flip through this guide, you'll notice it's no ordinary Warn catalog. This year we've frozen memorable moments in off-roading and placed them throughout the catalog. These images express the essence of Warn's "Go Prepared" attitude. You think up the places to go, the ways to get stuck, the crevices to creep through. Warn products will help you get through them. From the soupiest mud

(Foster Flats, Oregon) to the ultimate sand box (Mongolia), Warn products have been there. They've done the job. And as this catalog is about to show you, they're better than ever.

Whether you're a hard-core enthusiast who seeks the world's most difficult off-road challenges, or someone who merely has an occasional urge to launch a boat in the local lake, this catalog will speak to you. Follow us now, as we go east, go west, go up north, go down under...but always go prepared.

A journey past road's end.

WINCHES

i Series, Self-Recovery Winches: integrated solenoid	3
Self-Recovery Winches: non integrated solenoid	4-7
Multi-Mount Winches	9
Specialty Application / Trailer Winches	11
Winch Specifications	13-19

MOUNTING SYSTEMS AND BUMPERS

Winch Mounting Systems	21-31
Winch Mounting Systems Application Chart	32-39
Light Bar Mounting System, including applications	40
Jeep Bumpers, including applications	41

WINCHING ACCESSORIES

Accessory Kits	43
Rigging, Hooks, Gloves, Remote Controls	44-45
Winch Covers	46
Electrical	47

4WD HUBS AND AXLES

Premium and Standard Hubs	49
Hub Application Chart, Hub Actuator	50-54
Heavy Duty Front Axles	55
Full Float Rear Axles	55
Front Hub Conversion Kits	55
Axle Products Application Charts	56-58

FLARES

Thinline Flares	60
4X Flares	61
4X and Thinline Flare Application Charts	62-63
Trail Flares, including applications	65

STEPS AND BOARDS

4X Steps	66
4X Boards	67
Steps and Boards Applications Charts	68-69

LIGHTS

SDB Series Off-Road Lights	70-71
SDB Series Specifications, accessories	72-73
4X Series Off-Road Lights	74-75
4X Series specifications, accessories	77

ATV

ATV Winches, specifications	79
ATV Mounting Kits, applications	80
ATV Multi-Mount Winch, Mounting Kit	81
ATV Plow and Plow Actuator, including applications	82
ATV Accessories	83

APPLICATION LISTINGS BY VEHICLE PLATFORM

Mounting Systems, Hubs, Axles, Flares, Steps & Boards	84
---	----

WINCHES

MOUNTING SYSTEMS
AND BUMPERS

WINCH ACCESSORIES

4WD HUBS AND AXLES

FLARES

STEPS AND BOARDS

LIGHTS

ATV

NORTHERN CROATIA, MARCH 12, 12:01PM—

The point of no return. Where going back is impossible. And going forward seems that way. Unless you know how to rig better than your competitors.



Warn Winches

As the photos you see on these pages testify, there's hardly a strip of land on this planet that can't be accessed by vehicles that go prepared. Swamps. Boulder fields. Volcanoes. You name it, Warn winches have helped off-roaders escape it.

If there is a cutting edge in off-road recovery products, Warn continuously finds itself there. It's a reputation we've worked hard to cultivate. And one which is upheld

again this year. With a stunning array of ultra-dependable, high quality, high speed winches.

Quite simply, when a better winch is to be built, Warn will build it. Period. We make it a point to listen to what people are saying in the field, and address their needs in our products. It pretty much boils down to fast line speed on take up and retrieval. And reliability. After all, who wants to be the last one to head for home without a Warn Winch?

HS9500i Self-Recovery Winch

The High Speed 9500i is a hit after its first year. This special planetary gear train design achieves the perfect balance of speed and efficiency. You get fast retrieval across the full work range. Optimum torque. A brute of a winch.

47550 (12V DC), **475502** (12V DC, CE)



XD9000i Self-Recovery Winch

You'll probably see more XD9000i winches on trail rigs than any other winch. No load line speed of 38-feet per minute and three-stage planetary gearing are just a few reasons why. It's also a terrific fit in a hidden mounting system.

PN 27550 (12V DC)
275502 (12V DC, CE)
274022 (24V DC, CE)

X8000i Self-Recovery Winch

Little brother of the XD9000i, with many of the same features. With its 4.8 hp Series Wound™ motor and our proven three-stage planetary gearing, it delivers a no-load line retrieval speed of 42 feet per minute. The full-load pull rate is over 8 ft. per minute. Plus its integrated control pack and direct drive cone braking system are reliable and quiet.

PN 28401 (12V DC), **284012** (12V DC, CE)

INTEGRATED CONTROL PACK
The Warn i series features an all metal housing, which protects the winch's electrical components the way a roll cage protects you.

REMOTE CONTROL
Allows operation from a safe distance.

CLUTCH LEVER
Simple operation. Select engaged or free spool.



M12000 Self-Recovery Winch

For heavy-duty winching needs, this winch is a champion work-horse. Big torque, power and quick no-load retrieval speed is 30 feet per minute. Its design is low profile, so it'll fit where you want. And it's powered by the 4.6 hp Series Wound™ motor and our proven three-stage planetary gear train. With 125 ft. of 3/8" wire rope, the M12000 can solve most any pulling problem.

PN 17801 (12V DC),

PN 178012 (12V DC, CE), **PN 265072** (24V DC, CE)



HS9500 Self-Recovery Winch

The same performance characteristics as the HS9500i in a low profile. The 4.6-hp series wound electric motor takes up the wire rope at a no load speed of 62 feet per minute to get you back on the trail fast.

PN 48500 (12V DC), **485002** (12V DC, CE)



XD9000 Self-Recovery Winch

A long-time best seller, the XD9000's compact body and separate control pack lets it work effectively in very tight spaces. It uses the 4.6 hp Series Wound™ motor and three-stage planetary gearing offered on most of our winches, so torque and line speed are outstanding. A quiet, double-durable winch, pure and simple.

PN 28500 (12V DC),

285002 (12V DC, CE), **265012** (24V DC, CE)

DIRECT DRIVE CONE BRAKE
Reduced noise and automatic rated load holding capability.

3-STAGE PLANETARY GEAR TRAIN
Proven to be the most reliable, efficient and durable design under the worst conditions in the world.

CLUTCH LEVER
Simple operation. Select engaged or free spool.

MADE IN THE U.S.A.
Quality construction and engineering. A strong, durable and reliable product.





CLAY PIT #573, SALT SPRINGS, FLORIDA, JUNE 4, 1:12 PM—

The precise moment when every driver changes his or her quote from
“No sweat, we’ll make it” to “hand me that winch remote, will ya?”

FOSTER RESERVOIR MUD FLATS, OREGON, JANUARY 17, 10:10 AM—
Going prepared is the difference between a rig that feels like home,
and one that gets you home.



CLUTCH T-HANDLE
Simple operation. Select engaged or free spool.

AUTOMATIC DISK TYPE BRAKE
Delivers smooth, reliable operation with superior heat rejection.

LONG LINE CAPACITY
Includes 150 feet of wire rope

UNIQUE UPRIGHT DESIGN
Spur-gear drive train and upright design are totally rugged.

REMOTE CONTROL
Allows operation from a safe distance

M8274-50 Self-Recovery Winch

Loved by off-roaders who compete for prizes, it's our fastest winch. No load retrieval speed for the M8274-50 is 73.4-feet per minute, and that's not all. At 150 ft. of 5/16" cable, it also has a very long line capacity. Its unique spur-gear drive train and upright design are totally rugged. Its braking system delivers smooth operation with superior heat rejection. Roller fairlead, remote control on 12-ft. lead, free spool clutch and battery cables are included.

PN 38631 (12V DC),

386312 (12V DC, CE), **375832** (24V DC, CE)



M8000 Self-Recovery Winch

Compact. Tough. An outstanding value. Available with a roller or hawse fairlead. Pulls a fast 8 ft. per minute at rated load.

PN 20910 (12V DC),

265022 (12V DC, CE), **265032** (24V DC, CE)

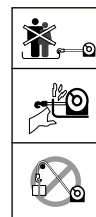


M6000 Self-Recovery Winch

This is our medium-to-light-duty winch. But it's no weakling. Designed to be compact, its 4.8 hp Series Wound™ motor can still pull 6,000 lbs., making it ideal for smaller vehicles with big ideas.

PN 45880 (12V DC), **465052** (24V DC, CE),

37960 (12V DC, CE Short Drum)



WARNING: To prevent serious injury: Do not use winches as hoists. Do not use winches to move people. Keep hands clear of wire rope and fairlead opening during operation and when spooling.

RAIN FOREST, MALAY PENINSULA. NOVEMBER 4, 4:42 PM—

Defining moment for the sport of four-wheeling. Where teamwork is men and their machines against nature. And victory is measured by staying ahead of the leeches.





PORTABLE WINCHES



*Shown at left:
XD9000i Multi-Mount Kit.
PN 37441*

XD9000i Multi-Mount Winch

All the power and reliability of the XD9000i in a portable package. Plugs into any standard Class III receiver hitch and gives you the ability to move a winch from the front or back of your rig. The Multi-Mount comes complete with winch, carrier, power leads, remote, fairlead and 6' quick disconnect.

PN 37441 XD9000i Multi-Mount Kit. Includes winch, remote, carrier, power leads for front of vehicle, hawse fairlead and 6' quick disconnect. Front receiver and rear power cables sold separately. (See page 29 for more details. See mounting systems chart for front receiver applications).

X8000i Multi-Mount Winch

All the features of the 9000 lbs Multi-Mount in a slightly smaller package. Perfect for compact trucks or SUVs. Bring the Multi-Mount along for security when travelling off-road and leave it at home when driving around town. The perfect companion for any rig used for off-road, hunting, fishing or skiing.

PN 31875 X8000i Multi-Mount Kit. Includes winch, remote, carrier, power leads for front of vehicle, hawse fairlead and 6' quick disconnect. Front receiver and rear power cables sold separately. (See page 29 for more details. See mounting systems chart for front receiver applications).



M6000 SDP Short Drum Portable Winch

A short-drum portable winch for small sport utility vehicles, the 4.8 hp M6000 SDP provides plenty of pulling power, can be mounted single-handedly, and stores in a snap. Line retrieval speeds have increased – up 27% at no-load, 233% at full pull. This compact winch comes complete with handle/ mounting system for a Class III 2" receiver, hawse fairlead, remote control with 3.7m lead, free spool clutch and battery cable.

PN 39116 Includes winch with built in carrier, remote, power leads for front of vehicle, hawse fairlead and 6' quick disconnect. Front receiver and rear power cables sold separately. (See page 29 for more details. See mounting systems chart for front receiver applications).

TIERRA DEL FUEGO, ARGENTINA. SEPT. 9, 11:05 AM—

The captain of this ship's probably glad he had a Warn winch on board. When charting a course where no man has gone before, make sure you have a way back.



Specialty Application Winches

Front mounted self-recovery winches are only one facet of the vast capabilities Warn winches can provide. With a growing number of drivers wanting to maintain a vehicle's factory appearance, but still wanting the added security a winch provides, Warn's product development team devised several ingenious solutions known as specialty application winches.



U2500 Specialty Application Winch

Requests for a light-duty utility winch that could be mounted almost anywhere resulted in the development of the U2500. A versatile mounting plate allows for mounting on a wide variety of surfaces, from farm equipment, to lawn tractors. It can tackle an endless list of hauling and pulling chores. The same 3-stage planetary gear design means a lifetime of dependable pulling power, and it comes complete with mounting plate, combination fairlead and battery cables.

PN 22000 (12V DC w/clutch),
PN 21321 (12V DC w/out clutch),
PN 239772 (12V DC, CE w/brake),
PN 239782 (24V DC, CE w/brake)



Z3500 Trailer Winch

The Z3500 is a prime example of the versatile nature of Warn winches. After all, why stop at just self-recovery when a Warn winch can help simplify hundreds of other tasks. The Z3500 trailer winch makes loading and unloading trailers a breeze. With a 3500 lbs. capacity, it can do in minutes what manpower will never do. It's ideal for careful, controlled loading of race cars, show vehicles, farm equipment, ATVs, lawnmowers, and more. The package includes 60' of 7/32" galvanized aircraft wire rope, clutch, hawse or roller fairlead, extra long battery leads and remote control.


PN 29255 (12V DC), **29260** (12V DC)



T2500 Trailer Winch

The T2500 is a smaller version of the Z3500 trailer winch designed for applications under 2500 lbs. It includes a combination mounting plate/fairlead, 50' of 3/16", galvanized aircraft cable with hook, 12' remote control, solenoid pack and mounting bracket and heavy-duty 120" battery leads.

PN 26361 (12V DC)



P2500 Specialty Application Winch

The P2500 utilizes high test anchor chain to affix to practically any stable object, like a vehicle frame, tree trunk, boulder or pole. This portable, lightweight 2500 lbs winch features a free-spooling clutch, 50' of 3/16" diameter cable and a rugged carrying case.

PN 30490



Pull Pak Specialty Application Winch

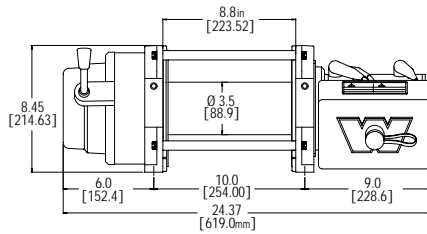
The Pull Pak is a prime example of the innovative thinking for which Warn is famous. It combines a 3500 lbs. winch and all the required electrical components into a compact Armor Guard plastic alloy case you store inside the vehicle. When you need to use it, simply insert the sleeve into any 2" Class III receiver hitch, hook the Quick Connect Power lead to your battery, and winch away. It's a must for ski trips, camping, exploring or anywhere you run the risk of getting stuck. **PN 30500**



**ARMOUR GUARD™
CASE**
Tough ABS co-laminate case secures and protects winch while in storage.



**POWER INTERRUPT
SWITCH**
The Pull Pak includes a dash mounted power switch which adds extra safety during winch operation.



M12000

Part Number	17801 (12V DC), 178012 (12V DC, CE), 265072 (24V DC, CE)
Rated line pull	12000 lbs. (5440 kgs.) single-line
Motor	12V 4.6 hp, Series Wound™ 24V 2.5 hp, Series Wound™
Remote Control	Remote switch, 12' (3.7m) lead
Geartrain	3-Stage Planetary
Gear ratio	261:1
Lubrication	Aeroshell #17
Clutch (freespooling)	Rotating Ring Gear
Brake	Automatic Direct Drive Cone
Drum diameter/Length	3.5"/8.2" (9cm/21cm)
Weight	136 lbs. (62 kgs.)
Wire rope	125', 3/8" diameter (38m, 9.5mm diameter)
Replacement wire rope	PN 15712, PN 38423 (CE)
Fairlead	Roller
Recommended Battery	650 CCA minimum for winching
Battery leads	2 gauge, 72" (1.83m)
Finish	Argent Powder Coat
Nuts/bolts	PN 39572
CE winches include	CE labels, Manuals, Power Interrupt Kit, Safety Hook and Thimble.

12V DC PERFORMANCE SPECS:

Line Pull Lbs. (Kgs.)	Line Speed Ft./min. (M/min.)	Motor Current	Pull by layer: layer/Lbs (Kgs.)
0	30 (9.14)	67 amps	1/12000 (5443)
2000 (910)	14 (4.27)	140 amps	2/11120 (5044)
4000 (1810)	8.62 (2.63)	210 amps	3/10340 (4690)
6000 (2720)	6.92 (2.11)	250 amps	4/9770 (4432)
8000 (3630)	5.80 (1.77)	320 amps	5/9250 (4196)
10000 (4540)	4.39 (1.34)	370 amps	
12000 (5440)	3.86 (1.18)	440 amps	

Above performance specs are based on first layer of drum

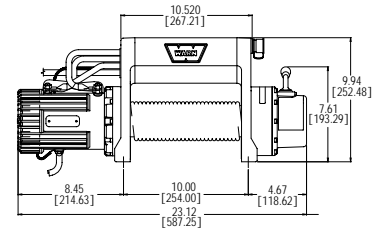
24V DC PERFORMANCE SPECS:

Line Pull Lbs. (Kgs.)	Line Speed Ft./min. (M/min.)	Motor Current	Pull by layer: layer/Lbs (Kgs.)
0	31.4 (9.57)	24 amps	1/12000 (5443)
2000 (910)	11.7 (3.57)	105 amps	2/11120 (5044)
4000 (1810)	9.5 (2.90)	129 amps	3/10340 (4690)
6000 (2720)	8.5 (2.59)	152 amps	4/9770 (4432)
8000 (3630)	7.5 (2.29)	175 amps	5/9250 (4196)
10000 (4540)	6.5 (1.98)	198 amps	
12000 (5440)	6.0 (1.83)	221 amps	

Above performance specs are based on first layer of drum

Winch Dimensions.....25" L. x 8.5" D. x 11" H.
(556mm L. x 215mm D. x 279mm H.)

Mounting Bolt Pattern10.0" x 4.5" (254mm x 114.3mm)



HS9500i

Part Number	47550 (12V DC), 475502 (12V DC, CE)
Rated line pull	9500 lbs. (4310 kgs.) single-line
Motor	4.6 hp, Series Wound™
Remote Control	Remote switch, 12' (3.7m) lead
Gear train	3-Stage Planetary
Gear ratio	156:1
Lubrication	Aeroshell #17
Clutch (freespooling)	Sliding Ring Gear
Brake	Automatic Direct Drive Cone
Drum diameter/Length	2.5"/9.0" (6.4cm/23cm)
Weight	86 lbs. (39 kgs.)
Wire rope	125', 5/16" diameter (38m, 8mm diameter)
Replacement wire rope	PN 25987
Fairlead	Roller
Recommended Battery	650 CCA minimum for winching
Battery leads	2 gauge, 72" (1.83m)
Finish	Argent Powder Coat
Nuts/bolts	PN 39625
CE winches include	CE labels, Manuals, Power Interrupt Kit, Safety Hook and Thimble.

12V DC PERFORMANCE SPECS:

Line Pull Lbs. (Kgs.)	Line Speed Ft./min. (M/min.)	Motor Current	PULL BY LAYER: layer/Lbs (Kgs.)
0	62 (18.9)	47 amps	9500 (1/4313)
2000 (910)	16.3 (4.97)	160 amps	8650 (2/3927)
4000 (1810)	11.8 (3.60)	230 amps	7920 (3/3595)
6000 (2720)	9.31 (2.84)	305 amps	7400 (4/3359)
8000 (3630)	7.59 (2.31)	370 amps	6940 (5/3150)
9500 (4310)	6.67 (2.03)	425 amps	

Above performance specs are based on first layer of drum

Winch Dimensions.....23.12" L. x 6.3" D. x 9.94" H.
(587.25mm L. x 160mm D. x 252.48mm H.)

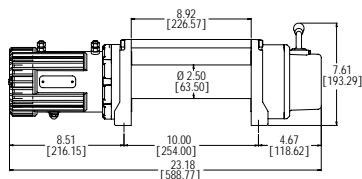
Mounting Bolt Pattern10.0" x 4.5" (254mm x 114.3mm)

HOW TO CHOOSE A WINCH:

Take the gross weight of the vehicle* and multiply by 1.5 – this is the minimum size winch for the vehicle.

* Note: Gross weight of vehicle is located on the driver's door, on the inside panel.





HS9500

Part Number	48500 (12V DC), 485002 (12V DC, CE)
Rated line pull	9500 lbs. (4310 kgs.) single-line
Motor	4.6 hp, Series Wound™
Remote Control	Remote switch, 12' (3.7m) lead
Gear train	3-Stage Planetary
Gear ratio	156:1
Lubrication	Aeroshell #17
Clutch (freespooling)	Sliding Ring Gear
Brake	Automatic Direct Drive Cone
Drum diameter/Length	2.5"/9.0" (6.4cm/23cm)
Weight	80 lbs. (36.3 kgs.)
Wire rope	100', 5/16" diameter (30m, 8mm diameter)
Replacement wire rope	PN 27110
Fairlead	Roller
Recommended Battery	650 CCA minimum for winching
Battery leads	2 gauge, 72" (1.83m)
Finish	Argent Powder Coat
Nuts/bolts	PN 39625
CE winches include	CE labels, Manuals, Power Interrupt Kit, Safety Hook and Thimble.

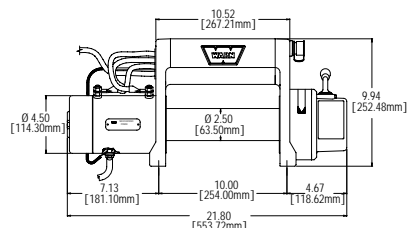
12V DC PERFORMANCE SPECS:

Line Pull Lbs. (Kgs.)	Line Speed Ft./min. (M/min.)	Motor Current	Pull by layer: layer/Lbs (Kgs.)
0	62 (18.9)	47 amps	1/9500 (4313)
2000 (910)	16.3 (4.97)	160 amps	2/38650 (927)
4000 (1810)	11.8 (3.60)	230 amps	3/7920 (3595)
6000 (2720)	9.31 (2.84)	305 amps	4/7400 (3359)
8000 (3630)	7.59 (2.31)	370 amps	5/6940 (3150)
9500 (4310)	6.67 (2.03)	425 amps	

Above performance specs are based on first layer of drum

Winch Dimensions.....23.2" L. x 6.3" D. x 7.6" H.
(588.7mm L. x 160mm D. x 193.3mm H.)

Mounting Bolt Pattern.....10.0" x 4.5" (254mm x 114.3mm)



XD9000i

Part Number	27550 (12V DC), 275502 (12V DC, CE), 274022 (24V DC, CE)
Rated line pull	9000 lbs. (4080 kgs.) single-line
Motor	12V 4.6 hp, Series Wound™
.....	24V 2.5 hp, Series Wound™
Remote Control	Remote switch, 12' (3.7m) lead
Geartrain	3-Stage Planetary
Gear ratio	156:1
Lubrication	Aeroshell #17
Clutch (freespooling)	Sliding Ring Gear
Brake	Automatic Direct Drive Cone
Drum diameter/Length	2.5"/9.0" (6.4cm/23cm)
Weight	85 lbs. (38.5 kgs.)
Wire rope	125', 5/16" diameter (38m, 8mm diameter)
Replacement wire rope	PN 25987, PN 38312 (CE)
Fairlead	Roller
Recommended Battery	650 CCA minimum for winching
Battery leads	2 gauge, 72" (1.83m)
Finish	Argent Powder Coat
Nuts/bolts	PN 39625
CE winches include	CE labels, Manuals, Power Interrupt Kit, Safety Hook and Thimble.

12V DC PERFORMANCE SPECS:

Line Pull Lbs. (Kgs.)	Line Speed Ft./min. (M/min.)	Motor Current	Pull by layer: layer/Lbs (Kgs.)
0	38 (11.6)	70 amps	1/9000 (4082)
2000 (910)	14.4 (4.39)	180 amps	2/8190 (3715)
4000 (1810)	11 (3.35)	255 amps	3/7500 (3402)
6000 (2720)	8.67 (2.64)	330 amps	4/7010 (3180)
8000 (3630)	6.88 (2.10)	415 amps	5/6570 (2980)
9000 (4080)	6.38 (1.94)	460 amps	

Above performance specs are based on first layer of drum

24V DC PERFORMANCE SPECS:

Line Pull (Lbs.) Kgs.	Line Speed (Ft./min.) M/min.	Motor Current	Pull by layer: layer/(Lbs) Kgs.
0	27.2 (8.29)	44 amps	1/9000 (4082)
2000 (910)	21 (6.40)	96 amps	2/8190 (3715)
4000 (1810)	17 (5.18)	149 amps	3/7500 (3402)
6000 (2720)	16 (4.88)	180 amps	4/7010 (3180)
8000 (3630)	9 (2.74)	230 amps	5/6570 (2980)
9000 (4080)	5.2 (1.58)	270 amps	

Above performance specs are based on first layer of drum

Winch Dimensions.....21.8" L. x 6.3" D. x 9.94" H.
(553mm L. x 160mm D. x 252mm H.)

Mounting Bolt Pattern.....10.0" x 4.5" (254mm x 114.3mm)

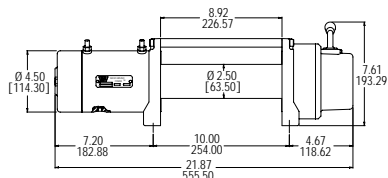
WARNING:

To prevent serious injury:

- Do not use winches as hoists.
- Do not use winches to move people.
- Keep hands clear of wire rope and fairlead opening during operation and when spooling.
- Not intended for commercial use.

NOTE:

- Fairlead is not mounted to winch.
- Do not submerge winch.



XD9000

Part Number	28500 (12V DC), 285002 (12V DC, CE), 265012 (24V DC, CE)
Rated line pull	9000 lbs. (4080 kgs.) single-line
Motor	12V 4.6 hp, Series Wound™ 24V 2.5 hp, Series Wound™
Remote Control	Remote switch, 12' (3.7m) lead
Gear train	3-Stage Planetary
Gear ratio	156:1
Lubrication	Aeroshell #17
Clutch (freespooling)	Sliding Ring Gear
Brake	Automatic Direct Drive Cone
Drum diameter/Length	2.5"/9.0" (6.4cm/23cm)
Weight	78 lbs. (35 kgs.)
Wire rope	100', 5/16" diameter (30m, 8mm diameter)
Replacement wire rope	PN 27110, PN38314 (CE)
Fairlead	Roller
Recommended Battery	650 CCA minimum for winching
Battery leads	2 gauge, 72" (1.83m)
Finish	Argent Powder Coat
Nuts/bolts	PN 39625
CE winches include	CE labels, Manuals, Power Interrupt Kit, Safety Hook and Thimble.

12V DC PERFORMANCE SPECS:

Line Pull Lbs. (Kgs.)	Line Speed Ft./min. (M/min.)	Motor Current	Pull by layer: layer/Lbs (Kgs.)
0	38 (11.6)	70 amps	1/9000 (4082)
2000 (910)	14.4 (4.39)	180 amps	2/8190 (3715)
4000 (1810)	11 (3.35)	255 amps	3/7500 (3402)
6000 (2720)	8.67 (2.64)	330 amps	4/7010 (3180)
8000 (3630)	6.88 (2.10)	415 amps	
9000 (4080)	6.38 (1.94)	460 amps	

Above performance specs are based on first layer of drum

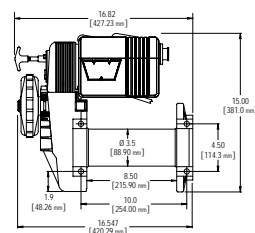
24V DC PERFORMANCE SPECS:

Line Pull Lbs. (Kgs.)	Line Speed Ft./min. (M/min.)	Motor Current	Pull by layer: layer/Lbs (Kgs.)
0	27.2 (8.29)	44 amps	1/9000 (4082)
2000 (910)	21 (6.40)	96 amps	2/8190 (3715)
4000 (1810)	17 (5.18)	149 amps	3/7500 (3402)
6000 (2720)	16 (4.88)	180 amps	4/7010 (3180)
8000 (3630)	9 (2.74)	230 amps	5/6570 (2980)
9000 (4080)	5.2 (1.58)	270 amps	

Above performance specs are based on first layer of drum

Winch Dimensions.....21.8" L. x 6.3" D. x 7.6" H.
(555mm L. x 160mm D. x 193mm H.)

Mounting Bolt Pattern.....10.0" x 4.5" (254mm x 114.3mm)



M8274-50

Part Number	38631 (12V DC), 386312 (12V DC, CE), 375832 (24V DC, CE)
Rated line pull	8000 lbs. (3630 kgs.) single-line
Motor	12V 4.6 hp/3.43kw, Series Wound™ 24V 2.5 hp/3.43kw, Series Wound™
Remote Control	Remote switch, 12' (3.7m) lead
Geartrain	Spur Gear
Gear ratio	134:1
Lubrication	6 oz. SAE 30 (non-detergent)
Clutch (freespooling)	Sliding Motor Pinion Gear
Brake	Automatic, disc type
Drum diameter/Length	3.5"/8.5" (9cm/22cm)
Weight	110 lbs. (50 kgs.)
Wire rope	150', 5/16" diameter (46m, 8mm diameter)
Replacement wire rope	PN 26749, PN 38311 (CE)
Fairlead	Roller
Recommended Battery	650 CCA for winching
Battery leads	2 gauge, 72" (1.83m)
Finish	Argent Powder Coat with Clear Coat
Nuts/bolts	Nut: PN 7616, L/W: PN 2146, Bolt: PN 7165
CE winches include	CE labels, Manuals, Power Interrupt Kit, Safety Hook and Thimble.

12V DC PERFORMANCE SPECS:

Line Pull Lbs. (Kgs.)	Line Speed Ft./min. (M/min.)	Motor Current	Pull by layer: layer/(Lbs) Kgs.
0	73.4 (22.4)	55 amps	1/8000 (3629)
2000 (910)	22 (6.71)	190 amps	2/7460 (3384)
4000 (1810)	12 (3.66)	275 amps	3/6980 (3166)
6000 (2720)	9.50 (2.90)	350 amps	4/6620 (3003)
8000 (3630)	6.10 (1.86)	450 amps	5/6290 (2853)

Above performance specs are based on first layer of drum

24V DC PERFORMANCE SPECS:

Line Pull Lbs. (Kgs.)	Line Speed Ft./min. (M/min.)	Motor Current	Pull by layer: layer/(Lbs) Kgs.
0	65 (19.8)	24 amps	1/8000 (3629)
2000(910)	23 (7.01)	96 amps	2/7460 (3386)
4000(1810)	17 (5.18)	149 amps	3/6980 (3168)
6000(2720)	13 (3.96)	203 amps	4/6620 (3005)
8000(3630)	7.9 (2.41)	273 amps	5/6290 (2855)

Above performance specs are based on first layer of drum

Dimensions.....16.3" L. x 8.5" D. x 15" H.
(420mm L. x 220mm D. x 381mm H.)

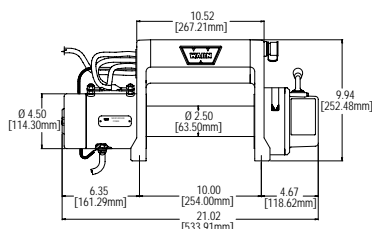
Mounting Bolt Pattern.....10.0" x 4.5" (254mm x 114.3mm)

HOW TO CHOOSE A WINCH:

Take the gross weight of the vehicle* and multiply by 1.5 – this is the minimum size winch for the vehicle.

* Note: Gross weight of vehicle is located on the driver's door, on the inside panel.





X8000i

Part Number	28401 (12V DC), 284012 (12V DC, CE)
Rated line pull	8000 lbs. (3630 kgs.) single-line
Motor	4.8 hp, Series Wound™
Remote Control	Remote switch, 12' (3.7m) lead
Gear train	3-Stage Planetary
Gear ratio	216:1
Lubrication	Aeroshell #17
Clutch (freespooling)	Sliding Ring Gear
Brake	Automatic Direct Drive Cone
Drum diameter/Length	2.5"/9.0" (6.4cm/23cm)
Weight	74 lbs. (34 kgs.)
Wire rope	100', 5/16" diameter (30m, 8mm diameter)
Replacement wire rope	PN 27110 (38314 CE)
Fairlead	Roller
Recommended Battery	650 CCA minimum for winching
Battery leads	2 gauge, 72" (1.83m)
Finish	Argent Powder Coat
Nuts/bolts	PN 39625
CE winches include	CE labels, Manuals, Power Interrupt Kit, Safety Hook and Thimble.

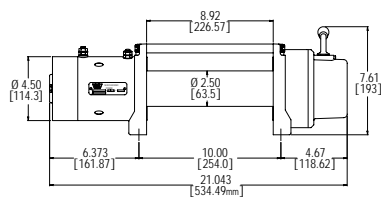
12V DC PERFORMANCE SPECS:

Line Pull Lbs. (Kgs.)	Line Speed Ft./min. (M/min.)	Motor Current	Pull by layer: layer/Lbs (Kgs.)
0	42 (12.8)	80 amps	1/8000 (3629)
2000 (910)	16 (4.88)	200 amps	2/7280 (3302)
4000 (1810)	11.9 (3.63)	285 amps	3/6670 (3026)
6000 (2720)	9.79 (2.98)	350 amps	4/6230 (2826)
8000 (3630)	8.01 (2.44)	435 amps	

Above performance specs are based on first layer of drum

Winch Dimensions 21.02" L. x 6.3" D. x 9.94" H.
(534mm L. x 160mm D. x 252mm H.)

Mounting Bolt Pattern 10.0" x 4.5" (254mm x 114.3mm)



M8000

Part Number	20910 (12V DC), 26502 (12V DC)
	265022 (12V DC, CE), 265032 (24V DC, CE)
Rated line pull	8000 lbs. (3630 kgs.) single-line
Motor	12V 4.8 hp, Series Wound™
	24V 2.1 hp, Series Wound™
Remote Control	Remote switch, 12' (3.7m) lead
Geartrain	3-Stage Planetary
Gear ratio	216:1
Lubrication	Aeroshell #17
Clutch (freespooling)	Sliding Ring Gear
Brake	Automatic Direct Drive Cone
Drum diameter/Length	2.5"/9.0" (6.4cm/23cm)
Weight	74 lbs. (34 kgs.)
Wire rope for PN20910	80', 5/16" diam. (24m, 8mm diameter)
Wire rope for PN26502, 26503, 265022, 265032	100', 5/16" diam. (30m, 8mm diameter)
Replacement wire rope for PN 20910	15276
Replacement wire rope for PN 26502, 26503	27110
Replacement wire rope for PN 265022, 265032	38314 (CE)
Fairlead for PN 20910	Hawse
Fairlead for PN26502, 26503, 265022, 265032	Roller
Recommended Battery	650 CCA minimum for winching
Battery leads	2 gauge, 72" (1.83m)
Finish	Argent Powder Coat
Nuts/bolts	PN 39625
CE winches include	CE labels, Manuals, Power Interrupt Kit, Safety Hook and Thimble.

12V DC PERFORMANCE SPECS:

Line Pull Lbs. (Kgs.)	Line Speed Ft./min. (M/min.)	Motor Current	Pull by layer: layer/Lbs (Kgs.)
0	42 (12.8)	80 amps	1/8000 (3629)
2000 (910)	16 (4.88)	200 amps	2/7280 (3302)
4000 (1810)	11.9 (3.63)	285 amps	3/6670 (3026)
6000 (2720)	9.79 (2.98)	350 amps	4/6230 (2826)
8000 (3630)	8.01 (2.44)	435 amps	

Above performance specs are based on first layer of drum

24V DC PERFORMANCE SPECS:

Line Pull Lbs. (Kgs.)	Line Speed Ft./min. (M/min.)	Motor Current	Pull by layer: layer/Lbs (Kgs.)
0	52.2 (15.9)	24 amps	1/8000 (3629)
2000 (910)	46 (14)	97 amps	2/7460 (3384)
4000 (1810)	31 (9.45)	150 amps	3/6980 (3166)
6000 (2720)	17 (5.18)	202 amps	4/6620 (3003)
8000 (3630)	3.0 (.91)	254 amps	

Above performance specs are based on first layer of drum

Winch Dimensions 21.04" L. x 6.3" D. x 7.6" H.
(534mm L. x 160mm D. x 193mm H.)

Mounting Bolt Pattern 10.0" x 4.5" (254mm x 114.3mm)

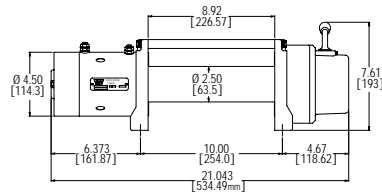
WARNING:

To prevent serious injury:

- Do not use winches as hoists.
- Do not use winches to move people.
- Keep hands clear of wire rope and fairlead opening during operation and when spooling.
- Not intended for commercial use.

NOTE:

- Fairlead is not mounted to winch.
- Do not submerge winch.



M 6 0 0 0

Part Number	45880 (12V DC), 465052 (24V DC, CE), 37960 (12V, DC, CE Short Drum)
Rated line pull	6000 lbs. (2720 kgs) single-line
Motor	12V 4.8hp, Series Wound™ 24V 1.7hp, Series Wound™
Remote Control	Remote switch, 12' (3.7m.) lead
Gear train	3-Stage Planetary
Gear ratio	156:1
Lubrication	Aeroshell #17
Clutch (freespooling)	Sliding Ring Gear
Brake	Automatic Direct Drive Cone
Drum diameter/Length	2.5"/9.0" (6.4cm/23cm)
Weight	74 lbs. (34 kgs.)
Wire rope for PN 45880, 465052	.80", 5/16" diameter (24m, 8mm diameter)
Wire rope for PN 37960	.50", 5/16" diameter (15m, 8mm diameter)
Replacement wire rope for PN 45880	PN 15276
Replacement wire rope for PN 465052	PN 38310
Replacement wire rope for PN 37960	PN 38309
Fairlead for PN 45880, 26505	Roller
Fairlead for PN 37960	Hawse
Recommended Battery	650 CCA minimum for winching
Battery leads	2 gauge, 72" (1.83m)
Finish	Argent Powder Coat
Nuts/bolts	PN 39625

12 V DC PERFORMANCE SPECS:

Line Pull Lbs. (Kgs.)	Line Speed Ft./min. (M/min.)	Motor Current	Pull by layer: layer/Lbs (Kgs.)
0	48.5 (14.8)	85 amps	1/6000 (2722)
2000 (910)	23.7 (7.22)	175 amps	2/5460 (2477)
4000 (1810)	12.9 (3.93)	360 amps	3/5000 (2268)
6000 (2720)	10.0 (3.05)	465 amps	4/4670 (2118)

Above performance specs are based on first layer of drum

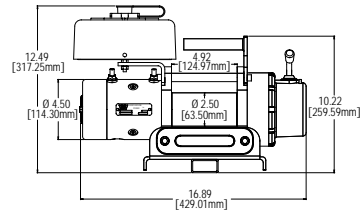
24 V DC PERFORMANCE SPECS:

Line Pull Lbs. (Kgs.)	Line Speed Ft./min. (M/min.)	Motor Current	Pull by layer: layer/Lbs (Kgs.)
0	41.2 (12.6)	52 amps	1/6000 (2722)
2000 (910)	12 (3.66)	127 amps	2/5460 (2477)
4000 (1810)	8.92 (2.72)	201 amps	3/5000 (2268)
6000 (2720)	5.83 (1.78)	275 amps	4/4670 (2118)

Above performance specs are based on first layer of drum

Winch Dimensions21.04" L. x 6.3" D. x 7.61" H.
(534mm L. x 160mm D. x 193mm H.)

Mounting Bolt Pattern10.0" x 4.5" (254mm x 114.3mm)



M 6 0 0 0 SDP

PN	39116 12V DC
Rated line pull	6000 lbs. (2722 kgs) single-line
Motor	4.8 hp, Series Wound™
Remote Control	Remote switch, 12' (3.7m) lead
Gear train	3-Stage Planetary
Gear ratio	156:1
Lubrication	Aeroshell #17
Clutch (freespooling)	Sliding Ring Gear
Brake	Automatic Direct Drive Cone
Drum diameter/Length	2.5"/5.0" (26.4cm/13cm)
Weight	66 lbs. (30 kgs.)
Wire rope	.50", 5/16" diameter (15m, 8mm diameter)
Replacement wire rope	61346
Fairlead	Hawse
Recommended Battery	650 CCA minimum for winching
Battery leads	2 gauge, 72" (1.83m) w/quick disconnects
Finish	Argent Powder Coat
Nuts/bolts	PN 39625
Warranty	Limited Lifetime

12 V DC PERFORMANCE SPECS:

Line Pull Lbs. (Kgs.)	Line Speed Ft./min. (M/min.)	Motor Current	Pull by layer: layer/Lbs (Kgs.)
0	48.5 (14.78)	85 amps	1/2722 (6000)
2000 (907)	23.7 (7.22)	175 amps	2/2477 (5460)
4000 (1814)	12.9 (3.93)	360 amps	3/2268 (5000)
6000 (2722)	10.0 (3.05)	465 amps	4/2118 (4670)

Above performance specs are based on first layer of drum

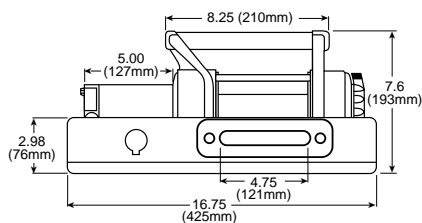
Winch Dimensions16.89" L. x 6.3" D. x 12.49" H.
(429mm L. x 160mm D. x 317mm H.)

HOW TO CHOOSE A WINCH:

Take the gross weight of the vehicle* and multiply by 1.5 – this is the minimum size winch for the vehicle.

* Note: Gross weight of vehicle is located on the driver's door, on the inside panel.





PULL PAK

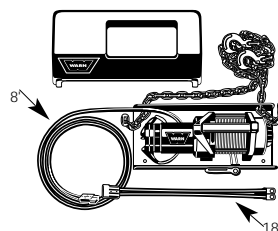
PN	30500 12V DC, Hawse fairlead
Rated line pull	3500 lbs. (1600 kgs.) single-line
Motor	1.5 hp, Permanent Magnet
Control	Remote switch, 12' (3.7m) lead
Gear train	3-Stage Planetary
Gear ratio	136:1
Lubrication	Aeroshell #17
Clutch (freespooling)	Cam Activated
Brake	Automatic, Inline
Drum diameter/Length	2.0"/4.75" (5cm/12cm)
Weight	40 lbs. (18 kgs.)
Wire rope	60', 7/32" diameter (18m, 5.5mm diameter)
Replacement wire rope	31098
Fairlead	Hawse
Remote control	Included
Recommended Battery	500 CCA minimum for winching
Finish	Argent
Power Interrupt Switch	PN 32959
Warranty	12 months

12V DC PERFORMANCE SPECS:

Line Pull Lbs. (Kgs.)	Line Speed Ft./min. (M/min.)	Motor Current	Pull by layer: layer/Lbs (Kgs.)
0	25 (7.6)	27 amps	1/3500 (1587.5)
1000 (455)	22 (6.7)	100 amps	2/3150 (1428.8)
2500 (1134)	11 (3.4)	195 amps	3/2835 (1285.9)
3500 (1600)	4 (1.2)	320 amps	4/2551 (1157.1)

Above performance specs are based on first layer of drum

Winch Dimensions16.75" L. x 10.25" D. x 7.6" H.
(425mm L. x 260mm D. x 193mm H.)



P2500

PN	30490 12V DC
Rated line pull	2500 lbs (1134 kgs.) single-line
Motor	0.9 hp, Permanent Magnet
Control	Manual, motor mounted
Gear train	3-Stage Planetary
Gear ratio	136:1
Lubrication	Aeroshell #17
Clutch (freespooling)	Cam Activated
Brake	Optional (PN 22142)
Drum diameter/Length	2.0"/3.15" (5cm/3cm)
Weight	33lbs. (15 kgs.)
Wire rope	50', 3/16" diameter (15m, 5mm diameter)
Replacement wire rope (steel drum)	15236
Replacement wire rope (aluminum drum)	60076
Fairlead	Built-in
Remote control	Not included
Recommended Battery	500 CCA minimum for winching
Battery leads	8'/2.4m and 18"/46cm
Finish	Argent Powder Coat
Warranty	12 months

12V DC PERFORMANCE SPECS:

Line Pull Lbs. (Kgs.)	Line Speed Ft./min. (M/min.)	Motor Current	Pull by layer: layer/Lbs (Kgs.)
0	23 (7.1)	15 amps	1/2500 (1133)
500 (227)	20 (6.1)	43 amps	2/2250 (1020)
1000 (455)	16 (4.9)	70 amps	3/2025 (918)
1500 (682)	11 (3.4)	102 amps	4/1822 (826)
2000 (907)	7 (2.1)	145 amps	
2500 (1134)	4 (1.2)	188 amps	

Above performance specs are based on first layer of drum

Winch Dimensions13.5" L. x 6.5" D. x 5.0" H.
(342mm L. x 165mm D. x 127mm H.)

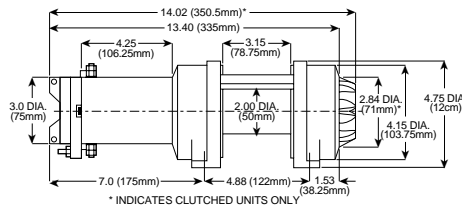
WARNING:

To prevent serious injury:

- Do not use winches as hoists.
- Do not use winches to move people.
- Keep hands clear of wire rope and fairlead opening during operation and when spooling.
- Not intended for commercial use.

NOTE:

- Do not submerge winch.



U 2 5 0 0

PN.....	22000 (12V DC w/clutch), 21321 (12V DC w/out clutch), 239782 (24V DC, CE w/clutch), 220002 (12V DC, CE), 224182 (24V DC, CE), 239772 (12V DC, CE w/brake), 239782 (24V DC, CE w/brake)
Rated line pull	2500 lbs. (1134 kgs.) single-line
Motor	0.9 hp, Permanent Magnet
Control.....	Manual, motor mounted
Gear train	3-Stage Planetary
Gear ratio	136:1
Lubrication.....	Aeroshell #17
Clutch (freespooling)	Cam Activated
Brake	Optional (PN 22142)
Drum diameter/Length.....	2.0"/3.15" (5cm/8cm)
Weight	23 lbs. (11 kgs.)
Wire rope	50', 3/16" diameter (15m, 5mm diameter)
Replacement wire rope (steel drum)	15236
Replacement wire rope (aluminum drum)	60076
Fairlead	Hawse
Remote control	Not included
Recommended Battery.....	500 CCA minimum for winching
Battery leads.....	120" (3m)
Finish.....	Argent Powder Coat
Warranty.....	12 months
CE winches include	CE labels, Manuals, Power Interrupt Kit, Safety Hook and Thimble.

12V DC PERFORMANCE SPECS:

Line Pull Lbs. (Kgs.)	Line Speed Ft./min. (M/min.)	Motor Current	Pull by layer: layer/Lbs (Kgs.)
0	23 (7.1)	15 amps	1/2500 (1133)
500 (227)	20 (6.1)	43 amps	2/2250 (1020)
1000 (455)	16 (4.9)	70 amps	3/2025 (918)
1500 (682)	11 (3.4)	102 amps	4/1822 (826)

Above performance specs are based on first layer of drum

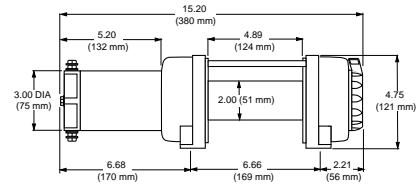
24V DC PERFORMANCE SPECS:

Line Pull Lbs. (Kgs.)	Line Speed Ft./min. (M/min.)	Motor Current	Pull by layer: layer/Lbs (Kgs.)
0	23 (7.1)	8 amps	1/1133 (2500)
500 (227)	20 (6.1)	22 amps	2/1020 (2250)
1000 (455)	16 (4.9)	35 amps	3/918 (2025)
1500 (682)	11 (3.4)	51 amps	4/826 (1822)
2000 (907)	7 (2.1)	73 amps	
2500 (1134)	4 (1.2)	94 amps	

Above performance specs are based on first layer of drum

Winch Dimensions.....14.02" L. x 4.5" D. x 4.75" H.
(350.5mm L. x 115mm D. x 12cm H.)

Mounting Bolt Pattern3.00" x 4.88" (76.2mm x 123.95mm)



Z 3 5 0 0

PN.....	29255 (12V DC), 29260 (12V DC)
Rated line pull	3500 lbs. (1600 kgs.) single-line
Motor	1.5 hp, Permanent Magnet
Control.....	Remote switch, 12' (3.7m) lead
Gear train	3-Stage Planetary
Gear ratio	136:1
Lubrication.....	Aeroshell #17
Clutch (freespooling)	Cam Activated
Brake	Automatic, Inline
Drum diameter/Length.....	2.0"/4.75" (5cm/12cm)
Weight	28 lbs. (13 kgs.)
Wire rope.....	60', 7/32" diameter (18m, 5.5mm diameter)
Replacement wire rope	31098
Fairlead for PN 29255	Hawse
Fairlead for PN 29260	Roller
Remote control.....	Included
Recommended Battery.....	500 CCA minimum for winching
Battery leads.....	120" (3m)
Warranty.....	12 months

12V DC PERFORMANCE SPECS:

Line Pull Lbs. (Kgs.)	Line Speed Ft./min. (M/min.)	Motor Current	Pull by layer: layer/Lbs (Kgs.)
0	25 (7.6)	27 amps	1/3500 (1587)
1000 (455)	22 (6.7)	100 amps	2/3150 (1428)
2500 (1130)	11 (3.4)	195 amps	3/2835 (1285)
3500 (1585)	4 (1.2)	320 amps	4/2551 (1157)

Above performance specs are based on first layer of drum

Winch Dimensions.....15.2" L. x 6.0" D. x 4.75" H.
(380mm L. x 152mm D. x 121mm H.)

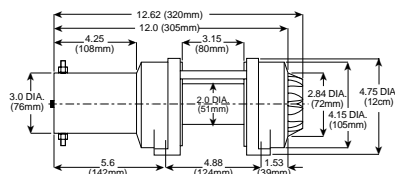
Mounting Bolt Pattern3.0" x 6.66" (76.2mm x 169.1mm)

HOW TO CHOOSE A WINCH:

Take the gross weight of the vehicle* and multiply by 1.5 – this is the minimum size winch for the vehicle.

* Note: Gross weight of vehicle is located on the driver's door, on the inside panel.





T 2500

PN.....	26361 (12V DC)
Rated line pull	2500 lbs. (1134 kgs.) single-line
Motor	0.9 hp, Permanent Magnet
Control	Remote switch, 12' (3.7m) lead
Gear train	3-Stage Planetary
Gear ratio	136:1
Lubrication	Aeroshell #17
Clutch (freespooling)	Cam Activated
Brake	Automatic, Inline
Drum diameter/Length	2.0"/3.15" (5cm/8cm)
Weight	11.56 kgs. (25.5 lbs.)
Wire rope50', 3/16" diameter (15m, 5mm diameter)
Replacement wire rope (steel drum)	15236
Replacement wire rope (aluminum drum)	60076
Fairlead	Hawse
Remote control	Included
Recommended Battery	500 CCA minimum for winching
Battery leads	120" (3m)
Finish	Argent Powder Coat
Warranty	12 months

12V DC PERFORMANCE SPECS:

Line Pull Lbs. (Kgs.)	Line Speed Ft./min. (M/min.)	Motor Current	Pull by layer: layer/Lbs (Kgs.)
0	23 (7.1)	15 amps	1/2500 (1133)
500 (227)	20 (6.1)	43 amps	2/2250 (1020)
1000 (455)	16 (4.9)	70 amps	3/2025 (918)
1500 (682)	11 (3.4)	102 amps	4/1822 (826)
2000 (907)	7 (2.1)	145 amps	
2500 (1134)	4 (1.2)	188 amps	

Above performance specs are based on first layer of drum

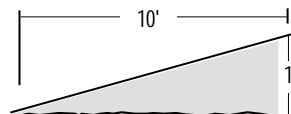
Winch Dimensions.....12.62" L. x 4.5" D. x 4.75" H.
(320mm L. x 115mm D. x 120mm H.)

Mounting Bolt Pattern.....3.0" x 4.88" (76.2mm x 123.95mm)

HOW TO CHOOSE THE RIGHT TRAILER WINCH

Use the chart to determine the winch best suited for your rolling load application.

1. Determine the % of grade you will be rolling the load up. This is done by dividing the amount of rise of the ramp by the length of the ramp. Example of 10% grade:



2. Use the chart and find the column that matches your slope and run down until you find the weight of your car or the next higher number. Next go left on the chart to find the best winch suited for your application.
3. This is only a guide and based on the average rolling load of a vehicle. Some applications may require a larger winch than the chart calls out.

ROLLING LOAD CAPACITIES:

Winch	10% [3°]	20% [6°]	30% [11°]	50% [17°]	70% [35°]	100% [45°]
1000 lb.	5000 lb.	3400 lb.	2600 lb.	1900 lb.	1500 lb.	1300 lb.
2000 lb.	10000 lb.	6800 lb.	5200 lb.	3800 lb.	3000 lb.	2600 lb.
2500 lb.	12500 lb.	8500 lb.	6500 lb.	4750 lb.	3750 lb.	3250 lb.
3500 lb.	17500 lb.	11900 lb.	9100 lb.	6650 lb.	5250 lb.	4550 lb.

WARNING:

To prevent serious injury:

- Do not use winches as hoists.
- Do not use winches to move people.
- Keep hands clear of wire rope and fairlead opening during operation and when spooling.
- Not intended for commercial use.

NOTE:

- Do not submerge winch.



Mounting Systems and Bumpers

When you choose to purchase a rugged Warn product, you want a mounting system that supports your decision. Warn makes mounting systems for winches, lights and our specialty bumpers. Each follows in Warn's legacy of durability. We engineer mounting systems specifically to withstand the particular stress encountered in a particular off-road situation.

Obviously, a powerful winch needs an equally powerful home. Winch mounting systems face the most extreme demands. Therefore each kit distributes the rated load of your winch along the frame. In other words, the Warn Mounting System is designed to your vehicle's capabilities to withstand straight pulls, as well as side-loads. This is also true for the mounting receivers for the portable winch frames.





'2000 Ford Super Duty

Rio Grande Winch Mounting System

The rugged individualist who wants raw function combined with outstanding good looks will appreciate the Warn Rio Grande group. Each of the mounting systems is designed to match the lines of your vehicle. So the brush guard, grille guard, light mounting bar and winch carrier fascia look like they belong rather than stuck on. You also have a choice. Polished stainless steel with stainless steel attachment hardware or black, powder coated conventional steel with a black powder coated stainless steel winch carrier fascia. Each has Reaction Injected Molded (RIM) polyurethane "locked" around the edge surfaces. This high density material resists cuts and abrasion, and because it is locked on, won't flap in the breeze, fly off or slide around. The Rio Grande mounts around factory bumpers, so installation is easy.



'2000 Chevy Silverado

CUT-RESISTANT URETHANE
High density polyurethane is molded and "locked" around the edge surfaces.

HOW TO ORDER

The Rio Grande winch mounting system is composed of three part numbers:

- 1.) Grille guard. Available in polished stainless steel or black powder coated conventional steel.
- 2.) Winch carrier and fascia. Fascia is available in polished stainless steel or black powder coated stainless steel.
- 3.) Brush Guards. Available in polished stainless steel or black powder coated conventional steel.

At a minimum, you'll need to order the grille guard and winch carrier/fascia components. Brush guards are optional.

LAMP TRACK
Long slots allow precise positioning of accessory lighting, for lamps up to 6".

STAINLESS STEEL FASCIA
Both the polished and black kits feature a fascia plate constructed of this durable material.

Trans4mer™ Winch Mounting System

Of all the Warn mounting systems, our Trans4mer offers the most versatility. The Trans4mer can be configured dozens of different ways to match how you work (or play) with your truck.

The foundation of the Trans4mer system is the grille guard. The grille guard comes with two uprights and two crossbars and provides the base for all the other options. For added style and protection, Warn offers brush guards that complement the vehicle's lines.

A winch is one of the most popular truck accessories and the Trans4mer grille guard makes it easy to add one. For a fixed mount, a Winch Carrier bolts right in or for a portable mount choose the Front Receiver. The front receiver is also drilled to mount lights and allows trailers to be maneuvered from the front of the vehicle.

For lighting up the night, a light bar with two mounting tabs can be easily added to the Trans4mer. Or for applications

with space limitations, Warn makes special "L" brackets to mounts lights from the side the Trans4mer.

The Trans4mer is available in powder-coated black or chrome finish and is available to fit most popular trucks. And because the Trans4mer mounts around the factory bumpers, installation is a simple, bolt-on.



'2000 Ford Excursion equipped with Chrome Grille Guard (PN 38051), Chrome Brush Guards (PN 38061) Winch Carrier (PN 29394), XD9000i Winch (PN 27550), Chrome Light Bar (PN 29396), SDB 160 Dual Beam Lights (PN37606) and SDB Light Hard Covers (PN 38406).

TRANS4MER WITH FIXED WINCH MOUNT

TRANS4MER™ GRILLE GUARD

The basic component, required in all configurations. Securely mounts the vehicle's frame. Choice of chrome or black powder coat finishes for most applications.

WINCH CARRIER

Required part for any fixed winch mount. Available in argent grey only.



WINCH

Bolts securely to the fixed winch carrier.

FAIRLEAD COVER



ROLLER FAIRLEAD

BRUSH GUARD

Attaches to the side member of the grille guard. Two bar wrap-around style shown here. Choice of chrome or black powder coat finishes for most applications.

SDB 160 DUAL BEAM LIGHT WITH MOUNTING BRACKET

Mount the light to the side member of the Trans4mer Grille Guard. Mounting brackets are available for all Warn lights.





'99 Chevrolet Silverado 3/4 ton pickup, equipped with:

- Grille Guard, Chrome PN 39186
- Winch Carrier, Grey PN 29394
- XD9000i Winch, PN 27550
- Brush Guards, Chrome PN 60405
- SDB-120 Lights, PN 37605

TRANS4MER WITH PORTABLE WINCH MOUNT

LIGHT BAR

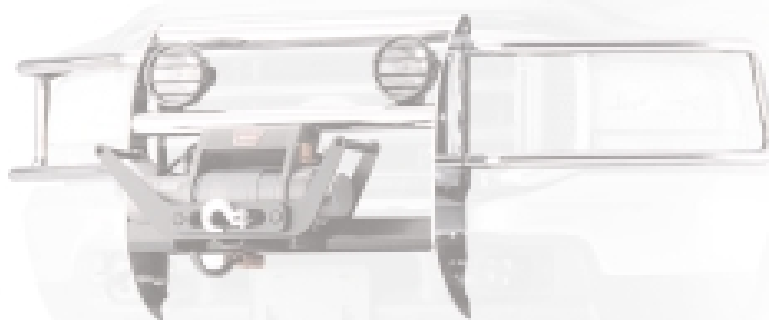
Movable bar with built-in brackets allows easy mounting of lights. Choice of chrome or black powder coat finishes for most applications.

SDB 160 DUAL BEAM LIGHT



MULTI-MOUNT FRAME WITH XD9000i WINCH

Portable mounting option. Winch and frame assembly can be inserted and operated anytime. Power is supplied by Quick Connect power leads.



FRONT RECEIVER

Standard Class III receiver attaches securely to the Trans4mer Grille Guard. An added advantage of having the front receiver hitch is the ability to maneuver trailers from the front of the vehicle

THE TRANS4MER CAN BE CONFIGURED DOZENS OF DIFFERENT WAYS TO MATCH HOW YOU WORK
(OR PLAY) WITH YOUR TRUCK.

'2000 Ford Super Duty equipped with:

- Grille Guard, Chrome finish. The foundation component of the Trans4mer system **PN 38051**
- Brush Guards, Chrome finish. Provides extra body protection (optional). **PN 38061**
- Front Receiver, Black, Powder Coat finish. Class III receiver allows front mounting of Warn's portable Multi-Mount Winch. Pre-drilled to mount most lights (shown here with SDB 105 Fog Beam lights). **PN 29397**
- Receiver hitch cover. Solid aluminum billet with CNC'd logo. **PN 34698**



'99 Dodge Ram equipped with:

- Trans4mer Grille Guard, Black Powder Coat finish. **PN 30092**
- Brush Guards, Black Powder Coat finish. **PN 30106**
- Winch carrier. Allows fixed mounting of Warn Winch. Argent Grey Powder Coat finish. **PN 29394**
- HS9500i winch. **PN 47550**
- "L" style light mounting brackets. **PN 220005**
- SDB 160 Dual Beam Driving/Spot Lights. **PN 37606**



'99 GMC Sierra, 1/2 Ton, equipped with:

- Trans4mer Grille Guard, Chrome finish. **PN 39478**
- Chrome Brush Guards. Two-bar wrap-around style. **PN 39595**
- Winch carrier. Allows fixed mounting of Warn Winch. Argent Grey Powder Coat finish. **PN 29394**
- HS9500i winch. **PN 47550**
- Roller Fairlead Cover. **PN 25580**



YOUR CHOICE OF CHROME OR BLACK POWDER COAT FINISH (FOR MOST APPLICATIONS).
AVAILABLE TO FIT MOST POPULAR TRUCKS.



'2001 Ford F150 equipped with:

- Trans4mer Grille Guard, Black Powder Coat finish.
PN 39680
- Brush Guards, Black Powder Coat finish.
PN 39900
- Winch carrier, Argent Grey Powder Coat finish.
PN 29394
- XD9000i winch.
PN 27550



'2000 Toyota Tundra equipped with:

- Trans4mer Grille Guard, Chrome finish.
PN 39637
- Winch carrier. Allows fixed mounting of Warn Winch. Argent Grey Powder Coat finish.
PN 29394
- HS9500i winch.
PN 47550



'98 Jeep Cherokee equipped with:

- Trans4mer Grille Guard, Black Powder Coat finish
PN 60766
- Brush Guards, Black Powder Coat finish non-wraparound style.
PN 39563
- Winch carrier, Argent Grey Powder Coat finish.
PN 29394
- XD9000i winch.
PN 27550



Defender Winch Mounting Kit

The Defender bumper readily accepts an M8274-50. It has a matte black powder coat finish and the rounded edges preferred by TÜV. This bumper accepts tow hooks and the optional A-bar that protects the winch from the dings of off-road action. Installs easily.



'92-97 Ford

Classic Bumper Winch Mounting System

The Classic bumper system is the big brute of the bunch. Its heavy-duty welded construction is as tough as it gets. Even so, on most models the Classic bumper bolts directly to existing frame holes without drilling. The black powder coat finish version features welded-in diamond plate rock guards ('88-98 Chevy/GMC and '92-97 Fords only). The chrome version (shown above) is polished smooth for a contemporary look. Both contain ample space for semi-concealed mounting of all winch models. The optional grille/brush guard adds protection and a more aggressive look.



'87-91 Ford

Enforcer Bumper Winch Mounting System

For full size trucks and sport utilities, nothing compares to the bold look of Warn's Enforcer bumper. Entirely concealed within its impenetrable frame is an area to mount most Warn winch models. The Enforcer greatly reduces the possibility of theft. Non-skid Diamond Plate top surface features a removable winch access panel. Each bumper is contoured to the vehicle model for custom-look styling. Recessed ports allow for optional 4X lights. Available in chrome or black powder coat finish.



Designed especially for Fords with factory bumper air inlets, the Enforcer bumper also comes in a stylish version that incorporates air inlets. Shown above: '92-97 Ford Diesel.



'92-95 Toyota

Combo Kit Winch Mounting System

Warn's versatile mounting system, designed with older vehicles in mind. Quickly and easily provides a sturdy winch mounting platform, grille guard and brush guard, without having to change or remove original equipment bumpers. Available in chrome or black powder coat.



*Shown at right:
Semi-Hidden Kit with Skirting Kit on
'99 Ford Super Duty Pick-up*

Semi-Hidden Kit Winch Mounting System

Some owners of the new aggressively styled vehicles want the benefits of a Warn winch, but don't want to change the lines of their vehicle. So Warn engineers have created a semi-hidden mounting system that mounts the winch using factory frame holes and retains the OE bumper.

The system for the Ford Super Duty and Excursion will handle the M12000. The bumper moves out a slight 127mm and ABS trim is applied to accentuate the factory lines. This material can be painted to match the vehicle color or left its natural matte black. Access to the winch controls is from the top.

For the '97-99 Ford 4x4 F150, F250LD and Expedition the winch mounts inside the factory bumper. Access to controls is gained through the large air intake. The wire rope is fed through a roller fairlead mounted beneath the bumper.

Now available for the popular Chevy and GMC 1/2 ton pickups and Sport Utilities, the semi-hidden kit will handle your Warn winch, including the HS9500. While the winch is hidden and protected from the elements, the remote control extension (included with kit) allows you to plug the remote into your choice of several convenient locations.

The Warn Light Bar (PN61090) and many other grille guards can be mounted in combination with this winch mount.



MOUNTING SYSTEMS
AND BUMPERS



Semi-Hidden Kit on '97-98 Ford F150 4X4



New!

*Semi-Hidden Kit on '00
Chevy Silverado*

NEAR SKOOKEMCHUK RIVER, WASHINGTON. JANUARY 7, 10:19 AM—A couple tons of mud mixed with a little volcanic ash, all covered with a layer of ice. Time for a four-letter word—and it better be “Warn.”



Multi Mount™ Winch Mounting Systems

For those who desire the security a winch provides, but don't want it permanently mounted to their vehicle, Warn devised the Multi-Mount system. It consists of the winch carrier and front receiver that are sold separately. With the receiver mounted on the front of your vehicle, and a standard Class III towing receiver on the rear, the winch and carrier assembly can be inserted and operated anytime and anywhere. Accommodates all Warn 9500, 9000, 8000 and 6000 lbs. capacity winches. Power is supplied by Quick Connect power leads. An added advantage of having the front receiver hitch is the ability to maneuver trailers from the front of the vehicle. Winch frame is also sold separately

XD9000i Multi-Mount Kit completely assembled package includes winch, carrier and wiring for front of vehicle.....37441

XD8000i Multi-Mount Kit completely assembled package includes winch, carrier and wiring for front of vehicle.....31875

M6000 SDP (Short Drum Portable Winch) completely assembled package includes winch, carrier and wiring for front of vehicle39116

Winch Carrier with wiring for front of vehicle, no winch26370

Front Receiver

Available for most popular vehicles, see Mounting Systems Application Chart

Quick Connect Power Accessories:

Heavy-duty Quick Connectors (no Power Lead)22680

Heavy-duty 28"/71cm Power Lead with Quick Connector36080

Front Heavy-duty 6'/1.8m Power Lead with Quick Connector26405

Front Heavy-duty 8'/2.4m Power Lead with Quick Connector23264

Rear Heavy-duty 20'/6m Power Lead Cable Kit, Quick Connector, Power Interrupt kit, and dust cover.....32963

Rear Heavy Duty 24'/8m Power Lead Cable Kit, Quick Connector, Power Interrupt kit, and dust cover.....32966

Misc. Accessories:

Solenoid Bracket26368

Dust Cover25933



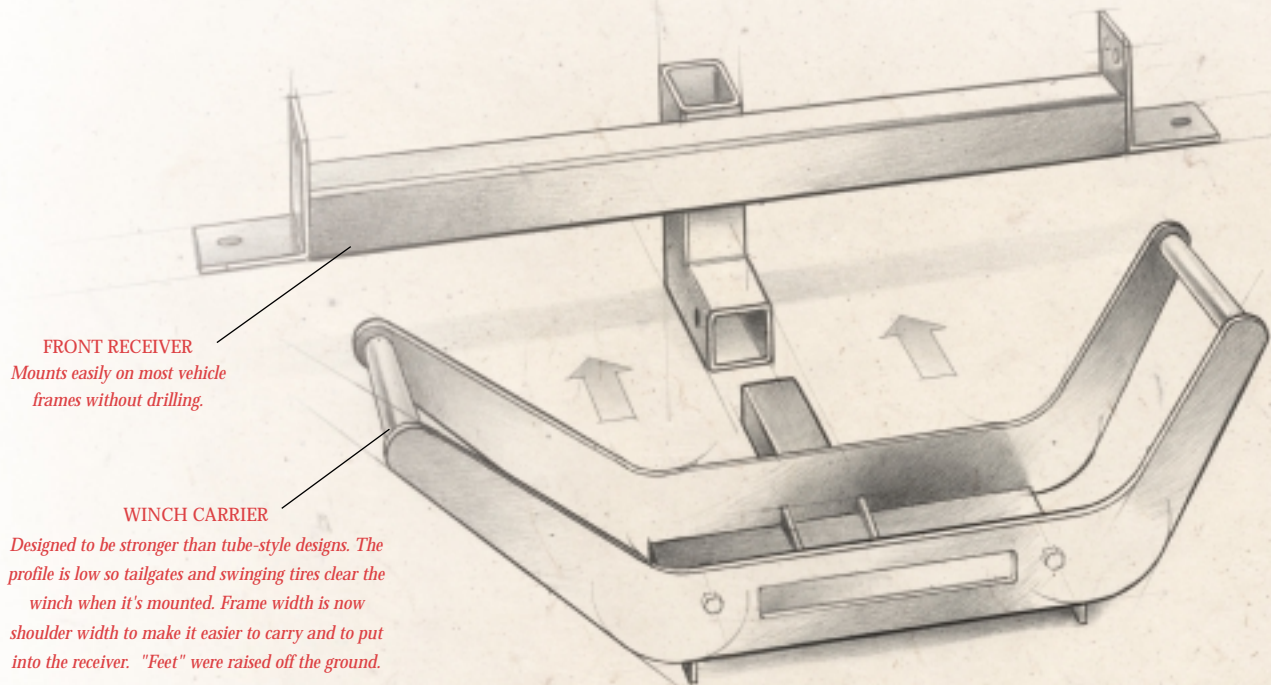
Note: Rear power cable and front receiver sold separately.

Completely assembled packages are available:

XD9000i mounted on Carrier with Quick Connectors (PN 37441), XD8000i mounted on Carrier with Quick Connector (PN 31875).



Completely assembled package: M6000 SDP (PN39116)



FRONT RECEIVER
Mounts easily on most vehicle frames without drilling.

WINCH CARRIER
Designed to be stronger than tube-style designs. The profile is low so tailgates and swinging tires clear the winch when it's mounted. Frame width is now shoulder width to make it easier to carry and to put into the receiver. "Feet" were raised off the ground.

LUCKY SHOT MINE TRAIL, ALASKA. JULY 24, 1:00 PM— Sometimes the hunt for the unknown overcomes common sense. There's a moment when a twinge of fear creeps into the run. (Of course, fear starts with the same letter as fun.)



*M8274-50 Mounting Kit on
'98 Jeep TJ Wrangler*



Jeep TJ Winch Mounting Kit

Now off-roaders have two options for mounting a Warn winch onto the classic looking Jeep TJ. First is the mounting plate that marries the Warn classic M8274-50 to the Jeep TJ standard factory bumper. This plate can accommodate tow hooks.

The second is a plate that mounts the XD9000i and other popular Warn winches to the Jeep TJ standard bumper or the optional factory tube bumper. A separate grille guard tube is available for this mounting plate as well.



Mounting kit on '98 Jeep TJ Wrangler, optional tube and XD9000i

Winch Mounting Systems

Application Chart

CHEVROLET/GMC

'99-'00 SILVERADO, '00 TAHOE, SUBURBAN, 1/2 TON ONLY, 2WD & 4WD

Rio Grande Grille Guard, Stainless.....	60438
Brush Guards, Stainless (Three-Bar Wrap Around)	60448
Winch Carrier with Stainless Fascia (HS95i, XD9i, X8i)	60434
Winch Carrier with Stainless Fascia (M12)	60436

Rio Grande Grille Guard, Black	60439
Brush Guards, Black (Three-Bar Wrap Around)	39190
Winch Carrier and Black Powder Coated Stainless Fascia, (HS95i, XD9i, X8i)	60435
Winch Carrier and Black Powder Coated Stainless Fascia (M12)	60437

Trans4mer Grille Guard, Black	39185
Light Bar, Black (*)	29395
Brush Guards, Black (Three-Bar Wrap Around)	39190
Receiver, Black only (use with Trans4mer only)	29397
Trans4mer Grille Guard, Chrome	39186
Light Bar, Chrome (*)	29396
Brush Guards, Chrome (Three-Bar Wrap Around)	60405
Winch Carrier, Argent only (HS95i, HS95, XD9i, X8i, XD9, M8, M6)	29394
Winch Carrier, Argent only (M12, M8274)	30030
Winch Carrier, Black, Com'l Series 9 & 12 (16)	60420

Hidden Mount (HS95, XD9, M8, M6) (20)	61770
--	-------

Multi-Mount Winch Frame (HS95i, HS95, XD9i, X8i, XD9, M8, M6) V	26370
Front Receiver	38490

'99-'00 SILVERADO, '00 SUBURBAN, 3/4 TON ONLY, 2WD & 4WD

Rio Grande Grille Guard, Stainless.....	60440
Brush Guards, Stainless (Three-Bar Wrap Around).....	60448
Winch Carrier with Stainless Fascia (HS95i, XD9i, X8i)	60434
Winch Carrier with Stainless Fascia (M12)	60436

Rio Grande Grille Guard, Black	60441
Brush Guards, Black (Three-Bar Wrap Around)	39190
Winch Carrier and Black Powder Coated Stainless Fascia (HS95i, XD9i, X8i)	60435
Winch Carrier and Black Powder Coated Stainless Fascia (M12)	60437

Trans4mer Grille Guard, Black	60036
Light Bar, Black (*)	29395
Brush Guards, Black (Three-Bar Wrap Around)	39190
Receiver, Black only (use with Trans4mer only)	29397
Trans4mer Grille Guard, Chrome	60037
Light Bar, Chrome (*)	29396
Brush Guards, Chrome (Three-Bar Wrap Around)	60405
Winch Carrier, Argent only (HS95i, XD9i, X8i, XD9, M8, M6)	29394
Winch Carrier, Argent only (M12, M8274)	30030
Winch Carrier, Black, Com'l Series 9 & 12 (16)	60420

Multi-Mount Winch Frame (HS95i, HS95, XD9i, X8i, XD9, M8, M6) V	26370
Front Receiver	60268

FOOTNOTES:

V 6m/20' Power Lead (PN 32963) or 8m/24' Power Lead (PN 32966) required for winching from rear.

(16) Fits Series 9 or 12 commercial winch with 12"/304.8mm wide foot print.

(20) Roller Fairlead Cover 35363 is highly recommended. Hidden Mount is compatible with Light Bar 61090.

(*) Cannot be used with winch carrier when winch is mounted

New!

BRUSH GUARD VARIATIONS

Brush Guard styles will vary, depending on the make, model and year of your vehicle. The drawings below illustrate the various styles.



THREE BAR WRAP AROUND



TWO BAR WRAP AROUND



NON-WRAP AROUND



WRAP AROUND WITH RIBS



Winch Mounting Systems

Application Chart

'99-00 GMC SIERRA, '00 YUKON, YUKON XL, 1/2 TON ONLY, 2WD & 4WD (EXCLUDES DENALI)

Rio Grande Grille Guard, Stainless.....	60442
Brush Guards, Stainless (Two-Bar Wrap Around)	60449
Winch Carrier with Stainless Fascia (HS95i, XD9i, X8i)	60434
Winch Carrier with Stainless Fascia (M12)	60436
Rio Grande Grille Guard, Black	60443
Brush Guards, Black (Two-Bar Wrap Around)	39594
Winch Carrier and Black Powder Coated Stainless Fascia (HS95i, XD9i, X8i)	60435
Winch Carrier and Black Powder Coated Stainless Fascia (M12)	60437
Trans4mer Grille Guard, Black	39477
Light Bar, Black (*)	29395
Brush Guards, Black (Two-Bar Wrap Around)	39594
Receiver, Black only (use with Trans4mer only)	29397
Trans4mer Grille Guard, Chrome	39478
Light Bar, Chrome (*)	29396
Brush Guards, Chrome (Two-Bar Wrap Around)	39595
Winch Carrier, Argent only (HS95, XD9i, X8i, XD9, M8, M6)	29394
Winch Carrier, Argent only (M12, M8274)	30030
Winch Carrier, Com'l Series 9 & 12 (16)	60420

New!

Hidden Mount (HS95, XD9, M8, M6) (21)	61770
Multi-Mount Winch Frame (HS95i, HS95, XD9i, X8i, XD9, M8, M6) V	26370
Front Receiver	38490

'99-00 GMC SIERRA, '00 YUKON XL, 3/4 TON ONLY, 2WD & 4WD

Rio Grande Grille Guard, Stainless.....	60444
Brush Guards, Stainless Steel (Two-Bar Wrap Around)	60449
Winch Carrier, Stainless Steel (HS95i, XD9i, X8i)	60434
Winch Carrier, Stainless Steel (M12)	60436
Rio Grande Grille Guard, Black	60445
Brush Guards, Black (Two-Bar Wrap Around)	39594
Winch Carrier and Black Powder Coated Stainless Fascia (HS95i, XD9i, X8i)	60435
Winch Carrier and Black Powder Coated Stainless Fascia (M12)	60437
Trans4mer Grille Guard, Black	60319
Light Bar, Black (*)	29395
Brush Guards, Black (Two-Bar Wrap Around)	39594
Receiver, Black only (use with Trans4mer only)	29397
Trans4mer Grille Guard, Chrome	60320
Light Bar, Chrome (*)	29396
Brush Guards, Chrome (Two-Bar Wrap Around)	39595
Winch Carrier, Argent only (HS95i, HS95, XD9i, X8i, XD9, M8, M6)	29394
Winch Carrier, Argent only (M12, M8274)	30030
Winch Carrier, Com'l Series 9 & 12 (16)	60420
Multi-Mount Winch Frame (HS95i, HS95, XD9i, X8i, XD9, M8, M6) V	26370
Front Receiver	60268

'88-99 K-SERIES 4X4 PICKUP 1/2, 3/4, 1 TON, '92-99 4X4 BLAZER, YUKON, SUBURBAN, TAHOE (EXCLUDES R/V 1 TON & 2WD C3500 HD, NEW DESIGN '99 SILVERADO)

Black Classic Bumper (M12, HS95i, HS95, XD9i, X8i, XD9, M8274, M8, M6) S,E	26150
Grille/Brush Guard, Black (optional)	26185
Air Dam, Black (optional) (1)	28050
Air Scoop (required for Turbo Diesels)	30680
Chrome Classic Bumper (M12, XD9i, X8i, XD9, M8274, M8, M6) S,E	26161
Grille/Brush Guard, chrome (optional)	26190
Air Dam, black (optional) (1)	28050
Air Scoop (required for Turbo Diesels)	30680
Enforcer Bumper, black (M12 ^P , HS95, XD9, M8, M6) M,S,Y,(1) (2)	27718
Hardware Kit	25913
Enforcer Bumper, chrome (M12 ^P , HS95, XD9, M8, M6) M,S,Y,(1) (2)	25883
Hardware Kit	25913
Hidden Mount (M8, M6) (1)(2)	22555
Multi-Mount Winch Frame (HS95i, HS95, XD9i, X8i, XD9, M8, M6) V	26370
Front Receiver I	25897
Trans4mer Grille Guard, Black S	29753
Light Bar, Black (*)	29169
Brush Guards, Black (Non-Wrap Around)	29768
Brush Guards, Black (Wrap with Ribs)	30557
Receiver, Black only (use with Trans4mer only)	29166
Trans4mer Grille Guard, Chrome S	29754
Light Bar, Chrome (*)	29170
Brush Guards, Chrome (Non-Wrap Around)	29769
Winch Carrier, Argent only (XD9i, X8i, XD9, M8, M6) J	29165
Winch Carrier, Argent only (HS95i, HS95)	39781
Winch Carrier, Argent only (M8274)	30040
'81-87 PICKUP 1/2, 3/4, 1 TON; '81-88 PICKUP 1 TON; '81-'91 BLAZER, JIMMY, SUBURBAN, 1 TON R/V PICKUP	
Black Classic Bumper (M12, XD9i, X8i, XD9, M8274, M8, M6)	23162
Hardware Kit B	25401
Chrome Classic Bumper (M12, XD9i, X8i, XD9, M8274, M8, M6)	24702
Hardware Kit B	25401
Black Combo (2 headlights) (M12, HS95i, HS95, XD9i, X8i, XD9, M8274, M8, M6) (Non-Wrap Around)	18430
Hardware Kit	17810
Black Combo (4 headlights) (M12, HS95i, HS95, XD9i, X8i, XD9, M8274, M8, M6) (Non-Wrap Around)	18430
Hardware Kit	17820
Chrome Combo (4 headlights) (M12, HS95i, HS95, XD9i, X8i, XD9, M8274, M8, M6) (Non-Wrap Around)	21825
Hardware Kit	21827

FOOTNOTES:

- B** '81-82 models will require turn signal light relocation. No provisions are included.
- E** Air Scoop 30680 required for Turbo Diesels.
- I** Will not fit 2WD.
- J** Must be revision #BØ for 9000 winch PN 27550 or 28500.
- M** Roller Fairlead PN 5742 required.
- S** For 2WD trucks the bumper or grille guard will match the front-end styling of the truck. However, the frame brackets will not fit and will require significant rework.
- V** 6m/20' Power Lead (PN 32963) or 8m/24' Power Lead (PN 32966) required for winching from rear.
- Y** Use light kit PN 220412 or PN 220312 or PN 220332.
- (1) Not recommended for Turbo Diesel models with air intake openings in bumper.
- (2) Does not fit '97-99 models.
- (16) Fits Series 9 or 12 commercial winch with 12"/304.8mm wide foot print.
- (21) Roller Fairlead Cover 25580 is highly recommended. Hidden Mount is compatible with Light Bar 61090.
- (*) Cannot be used with winch carrier when winch is mounted

Winch Mounting Systems

Application Chart

FOOTNOTES:

- B** '81-82 models will require turn signal light relocation. No provisions are included.
- C** Must be revision #FØ (or later) for '92-96 models.
- I** Will not fit 2WD.
- J** Must be revision #BØ for 9000 winch PN 27550 or 28500.
- L** Must be revision #FØ for 9000 winch PN 27550 or 28500.
- M** Roller Fairlead PN 5742 required.
- N** Will not fit 2WD S-Blazer, S-Jimmy.
- V** 20'/6m Power Lead (PN 32963) or 24'/8m Power Lead (PN 32966) required for winching from rear.
- W** Must be revision #JØ for 9000 winch PN 27550 or 28500.
- Y** Use light kit PN 220412 or PN 220312 or PN 220332.
- (3) GMC SLE, SLS and SLT require slots to be cut into plastic bumper cover.
- (16) Fits Series 9 or 12 commercial winch with 12"/304.8mm wide foot print.
- (*) Cannot be used with winch carrier when winch is mounted

Enforcer Bumper, Black (M12, XD9, M8, M6) M,Y	27718
Hardware Kit B	25906
Enforcer Bumper, Chrome (M12, XD9, M8, M6) M,Y	25883
Hardware Kit B	25906
Multi-Mount Winch Frame (HS95i, HS95, XD9i, X8i, XD9, M8, M6) V	26370
Front Receiver	25855

'73-80 PICKUP 1/2, 3/4, 1 TON; BLAZER, JIMMY, SUBURBAN

Black Classic Bumper (M12, XD9i, X8i, XD9, M8274, M8, M6)	23162
Hardware Kit	25405
Chrome Classic Bumper (M12, XD9i, X8i, XD9, M8274, M8, M6)	24702
Hardware Kit	25405

'98-00 S-10 4X4 PICKUP, 4X4 BLAZER (FITS MODELS WITH BUMPER RUB STRIP ONLY; DOES NOT FIT GMC SONOMA, JIMMY, HIGHRIDER)

Trans4mer Grille Guard, Black	37175
Light Bar, Black (*)	29169
Brush Guards, Black (Non-Wrap Around)	30146
Receiver, Black only (use with Trans4mer only)	29166
Trans4mer Grille Guard, Chrome	37176
Light Bar, Chrome (*)	29170
Brush Guards, Chrome (Non-Wrap Around)	30147
Winch Carrier, Argent only (XD9i, X8i, XD9, M8, M6) J	29165
Winch Carrier, Argent only (HS95i, HS95)	39781

Multi-Mount Winch Frame (HS95i, HS95, XD9i, X8i, XD9, M8, M6) V	26370
Front Receiver	38271

'98-00 ZR2 PICKUP, BLAZER, S-10 4X4 PICKUP (FITS MODEL WITHOUT BUMPER RUB STRIP; DOES NOT FIT GMC SONOMA, JIMMY, HIGHRIDER)

Trans4mer Grille Guard, Black	38475
Light Bar, Black (*)	29169
Brush Guards, Black (Non-Wrap Around)	30146
Receiver, Black only (use with Trans4mer only)	29166
Trans4mer Grille Guard, Chrome	38476
Light Bar, Chrome (*)	29170
Brush Guards, Chrome (Non-Wrap Around)	30147
Winch Carrier, Argent only (XD9i, X8i, XD9, M8, M6) J	29165
Winch Carrier, Argent only (HS95i, HS95)	39781

Multi-Mount Winch Frame (HS95i, HS95, XD9i, X8i, XD9, M8, M6) V	26370
Front Receiver	38271

'94-97 S-SERIES & SONOMA 4X4 PICKUP; '95-97 BLAZER, JIMMY, 4X4 ONLY, INCLUDES ZR2 & HIGHRIDER

Trans4mer Grille Guard, Black (3)	30090
Light Bar, Black (*)	29169
Brush Guards, Black (Non-Wrap Around)	30146
Receiver, Black only (use with Trans4mer only)	29166

Trans4mer Grille Guard, Chrome (3)	30091
Light Bar, Chrome (*)	29170
Brush Guards, Chrome (Non-Wrap Around)	30147
Winch Carrier, Argent only (XD9i, X8i, XD9, M8, M6) J	29165
Winch Carrier, Argent only (HS95i, HS95)	39781

Multi-Mount Winch Frame (HS95i, HS95, XD9i, X8i, XD9, M8, M6) V	26370
Front Receiver	30170

'82-93 S-10 AND S-15 PICKUP; '94-82 S-BLAZER & S-JIMMY (2WD & 4WD)

Black Combo (XD9i, X8i, XD9, M8, M6) (Non-Wrap Around) L	19730
Hardware Kit	19742
Chrome Combo (XD9i, X8i, XD9, M8, M6) (Non-Wrap Around) W	21824
Hardware Kit	19742

Multi-Mount Winch Frame (HS95i, HS95, XD9i, X8i, XD9, M8, M6) V	26370
Front Receiver N	26060

DODGE

'97-00 DAKOTA 4X4; '98-00 DURANGO 4X4 (EXCEPT "SPORT" PACKAGE)

Trans4mer Grille Guard, Black	35095
Light Bar, Black (*)	29395
Brush Guards, Black (Non-Wrap Around)	35097
Receiver, Black only (use with Trans4mer only)	29397
Trans4mer Grille Guard, Chrome	35096
Light Bar, Chrome (*)	29396
Winch Carrier, Argent only (HS95i, HS95, XD9i, X8i, XD9, M8, M6)	29394

'87-96 DAKOTA

Black Combo (XD9i, X8i, XD9, M8, M6) (Non-Wrap Around) C,I	22167
---	-------

'94-01 RAM PICKUP 1/2, 3/4, 1 TON 2WD & 4WD (EXCEPT '99-01 "SPORT" PACKAGE)

Trans4mer Grille Guard, Black	30092
Light Bar, Black (*)	29395
Brush Guards, Black (Non-Wrap Around)	30106
Receiver, Black only (use with Trans4mer only)	29397
Trans4mer Grille Guard, Chrome	30093
Light Bar, Chrome (*)	29396
Brush Guards, Chrome (Non-Wrap Around)	30107
Winch Carrier, Argent only (HS95i, HS95, XD9i, X8i, XD9, M8, M6)	29394
Winch Carrier, Argent only (M12, M8274)	30030
Winch Carrier, Black, Com'l Series 9 & 12 (16)	60420

Multi-Mount Winch Frame (HS95i, HS95, XD9i, X8i, XD9, M8, M6) V	26370
Front Receiver (will not work with factory tow hooks)	31727



Winch Mounting Systems

Application Chart

'91-93 PICKUP 1/2, 3/4, 1 TON, RAMCHARGER

Black Classic Bumper (M12, XD9i, X8i, XD9, M8274, M8, M6) ^{A,T}26820

Chrome Classic Bumper (M12, XD9i, X8i, XD9, M8274, M8, M6) ^{A,T}26825

'72-90 PICKUP 1/2, 3/4, 1 TON; RAMCHARGER

Black Classic Bumper (M12, XD9i, X8i, XD9, M8274, M8, M6)23162

Hardware Kit25409

Chrome Classic Bumper (M12, XD9i, X8i, XD9, M8274, M8, M6)24702

Hardware Kit25409

FORD

'99-01 SUPER DUTY, F-250, F-350, F-450, F-550 (2X4 & 4X4); '00 EXCURSION

Rio Grande Grille Guard, Stainless60446

Brush Guards, Stainless (Two-Bar Wrap Around)60450

Winch Carrier with Stainless Fascia (HS95i, XD9i, X8i)60434

Winch Carrier with Stainless Fascia (M12)60436

Rio Grande Grille Guard, Black60447

Brush Guards, Black (Two-Bar Wrap Around)38060

Winch Carrier and Black Powder Coated Stainless Fascia (HS95i, XD9i, X8i)60435

Winch Carrier, and Black Powder Coated Stainless Fascia (M12)60437

Trans4mer Grille Guard, Black38050

Light Bar, Black ^(*)29395

Brush Guards, Black (Two-Bar Wrap Around)38060

Receiver, Black only (use with Trans4mer only)29397

Trans4mer Grille Guard, Chrome38051

Light Bar, Chrome ^(*)29396

Brush Guards, Chrome (Two-Bar Wrap Around)38061

Winch Carrier, Argent only (HS95i, HS95, XD9i, X8i, XD9, M8, M6)29394

Winch Carrier, Argent only (M12, M8274)30030

Winch Carrier, Black, Com'l Series 9 & 12 ⁽¹⁶⁾60420

Multi-Mount Winch Frame (HS95i, HS95, XD9i, X8i, XD9, M8, M6) ^V26370

Front Receiver ⁽¹³⁾38450

Semi-Hidden Mount (M12) ⁽⁴⁾⁽⁵⁾⁽²²⁾⁽²⁴⁾38750

Skirting Kit (M12)38772

**'99-00 F-150 & F-250 LIGHT DUTY 4X4 ONLY, EXPEDITION 4X4, '01
SUPER CREW 4X4 (REQUIRES FACTORY TOW HOOKS OR ADAPTER KIT
SHOWN BELOW)**

Trans4mer Grille Guard, Black39680

Light Bar, Black ^(*)29395

Brush Guards, Black (Two-Bar Wrap Around)39900

Receiver, Black only (use with Trans4mer only)29397

Trans4mer Grille Guard, Chrome39681

Light Bar, Chrome ^(*)29396

Brush Guards, Chrome (Two-Bar Wrap Around)39901

Winch Carrier, Argent only (HS95i, HS95, XD9i, X8i, XD9, M8, M6)29394

Winch Carrier, Argent only (M12, M8274)30030

Winch Carrier, Black, Com'l Series 9 & 12 ⁽¹⁶⁾60420

Semi-Hidden Mount (HS95i, HS95, XD9i, X8i, XD9, M8, M6) ⁽¹⁴⁾⁽¹⁹⁾34701

Multi-Mount Winch Frame (HS95i, HS95, XD9i, X8i, XD9, M8, M6) ^V26370

Front Receiver ⁽¹⁴⁾⁽¹⁹⁾33088

Adapter Kit (use on vehicles without factory tow hooks)37174

'97-98 F-150 & F-250 LIGHT DUTY 4X4 ONLY, EXPEDITION 4X4 (REQUIRES FACTORY TOW HOOKS OR ADAPTER KIT SHOWN BELOW)

Trans4mer Grille Guard, Black33086

Light Bar, Black ^(*)29169

Brush Guards, Black (Non-Wrap Around)33602

Receiver, Black only (use with Trans4mer only)29166

Trans4mer Grille Guard, Chrome33087

Light Bar, Chrome ^(*)29170

Brush Guards, Chrome (Non-Wrap Around)33603

Winch Carrier, Argent only (XD9i, X8i, XD9, M8, M6) ^J29165

Winch Carrier, Argent only (HS95i, HS95)39781

Winch Carrier, Argent only (M8274)30040

Semi-Hidden Mount (HS95i, HS95, XD9i, X8i, XD9, M8, M6) ⁽¹⁷⁾⁽²³⁾34701

Multi-Mount Winch Frame (HS95i, HS95, XD9i, X8i, XD9, M8, M6) ^V26370

Front Receiver33088

Adapter Kit (use on vehicles without factory tow hooks)37174

'92-96 F-SERIES PICKUP 1/2, 3/4, 1 TON; BRONCO (INCLUDES COMMERCIAL F-350 & SUPER DUTY), '97 F-250 HEAVY DUTY & F-350

Black Classic Bumper (M12, HS95i, HS95, XD9i, X8i, XD9, M8274, M8, M6)27630

Grille/Brush Guard, Black (optional) (Non-Wrap Around)27632

Air Dam, Black (optional) ⁽¹⁾28050

Chrome Classic Bumper (M12, XD9i, X8i, XD9, M8274, M8, M6)27631

Grille/Brush Guard, Chrome (optional) (Non-Wrap Around)27633

Air Dam, Chrome (optional) ⁽¹⁾28050

Enforcer Bumper, Black (M12^K, HS95, XD9, M8, M6) ^{M,Y(1)}27718

Hardware Kit (M12^K, HS95, XD9, M8, M6)28025

Enforcer Bumper, Chrome (M12^K, HS95, XD9, M8, M6) ^{M,Y(1)}25883

Hardware Kit (M12^K, HS95, XD9, M8, M6)28025

Enforcer Bumper, Chrome with Air slots (M12^K, HS95, XD9, M8, M6) ^{M,Y(1)}30613

Hardware Kit28025

Multi-Mount Winch Frame ^V26370

Front Receiver ^K28070

Trans4mer Grille Guard, Black29757

Light Bar, Black ^(*)29395

Brush Guards, Black (Non-Wrap Around)29781

Brush Guards, Black (Wrap with Ribs)30557

Receiver, Black only (use with Trans4mer only)29397

FOOTNOTES:

- A** Must be revision #FØ (or later) for '92-93 models.
- J** Must be revision #BØ for 9000 winch PN 27550 or 28500.
- K** Except models with far forward mounted stabilizer bar.
- M** Roller Fairlead PN 5742 required.
- V** 20'/6m Power Lead (PN 32963) or 24'/8m Power Lead (PN 32966) required for winching from rear.
- Y** Use light kit PN 220412 or PN 220312 or PN 220332.
- T** Available while supplies last.
- (1)** Not recommended for Turbo Diesel models with air intake openings in bumper.
- (4)** Moves factory bumper forward five inches.
- (5)** Intended to be sold with PN 38772.
- (13)** Will not fit 2WD models with coil springs. Will not fit Excursion
- (14)** Must be Rev. BØ for '99-00 models.
- (16)** Fits Series 9 or 12 commercial winch with 12"/304.8mm wide foot print.
- (17)** Must be Rev. BØ for HS9000 winch PN 47550, 48500
- (19)** Requires factory tow hooks or Adapter Kit PN 37174.
- (22)** Roller Fairlead Cover 25580 recommended.
- (23)** Roller Fairlead Cover 35363 recommended.
- (24)** Cannot be used with optional factory driving lights.
- (*)** Cannot be used with winch carrier when winch is mounted

Winch Mounting Systems

Application Chart

Trans4mer Grille Guard, Chrome.....	29758
Light Bar, Chrome (*).....	29396
Brush Guards, Chrome (Non-Wrap Around).....	29782
Winch Carrier, Argent only (HS95i, HS95, XD9i, X8i, XD9, M8, M6).....	29394
Winch Carrier, Argent only (M12, M8274).....	30030
Winch Carrier, Black, Com'l Series 9 & 12 (16).....	60420

'87-91 F-SERIES PICKUP 1/2, 3/4, 1 TON: BRONCO

Black Classic Bumper (M12, XD9i, X8i, XD9, M8274, M8, M6).....	26113
Air Dam, Black (optional).....	28050

Chrome Classic Bumper (M12, XD9i, X8i, XD9, M8274, M8, M6).....	26140
Air Dam, Chrome (optional).....	28050

Black Combo (M12, HS95i, HS95, XD9i, X8i, XD9, M8274, M8, M6) (Non-Wrap Around).....	22018
--	-------

Enforcer Bumper, Black (M12 ^K , HS95, XD9, M8, M6) ^{M,Y}	27718
Hardware Kit.....	25898

Enforcer Bumper, Chrome (M12 ^K , HS95, XD9, M8, M6).....	25883M,Y
Hardware Kit.....	25898

Multi-Mount Winch Frame (HS95i, HS95, XD9i, X8i, XD9, M8, M6) ^V	26370
Front Receiver.....	(6)

'80-86 F-SERIES PICKUP 1/2, 3/4, 1 TON: BRONCO

Black Classic Bumper (M12, XD9i, X8i, XD9, M8274, M8, M6).....	23162
Hardware Kit.....	25411

Chrome Classic Bumper (M12, XD9i, X8i, XD9, M8274, M8, M6).....	24702
Hardware Kit.....	25411

Black Combo (M12, HS95i, HS95 ⁽⁷⁾ , XD9i, X8i, XD9, M8274, M8, M6) (Non-Wrap Around).....	21852
--	-------

Enforcer Bumper, Black (M12 ^K , HS95, XD9, M8, M6) ^{M,Y}	27718
Hardware Kit.....	25890

Enforcer Bumper, Chrome (M12 ^K , HS95, XD9, M8, M6) ^{M,Y}	25883
Hardware Kit.....	25890

Multi-Mount Winch Frame (HS95i, HS95, XD9i, X8i, XD9, M8, M6) ^V	26370
Front Receiver.....	(6)

'78-79 BRONCO; '72-79 PICKUP 1/2, 3/4, 1 TON

Black Classic Bumper (M12, XD9i, X8i, XD9, M8274, M8, M6).....	23162
Hardware Kit.....	25413

Chrome Classic Bumper (M12, XD9i, X8i, XD9, M8274, M8, M6).....	24702
Hardware Kit.....	25413

'98-00 RANGER 4X4

Trans4mer Grille Guard, Black.....	37133
Light Bar, Black (*).....	29169
Brush Guards, Black (Non-Wrap Around).....	30146
Receiver, Black only (use with Trans4mer only).....	29166
Trans4mer Grille Guard, Chrome.....	37134
Light Bar, Chrome (*).....	29170
Brush Guards, Chrome (Non-Wrap Around).....	30147
Winch Carrier, Argent only (XD9i, X8i, XD9, M8, M6) ^J	29165
Winch Carrier, Argent only (HS95i, HS95).....	39781

Multi-Mount Winch Frame (HS95i, HS95, XD9i, X8i, XD9, M8, M6) ^V	26370
Front Receiver.....	38485

'93-97 RANGER

Trans4mer Grille Guard, Black ^H	29141
Light Bar, Black (*).....	29169
Brush Guards, Black (Non-Wrap Around).....	29167
Receiver, Black only (use with Trans4mer only).....	29166
Trans4mer Grille Guard, Chrome ^{H,T}	29142
Light Bar, Chrome (*).....	29170
Brush Guards, Chrome (Non-Wrap Around).....	29168
Winch Carrier, Argent only (XD9i, X8i, XD9, M8, M6) ^J	29165
Winch Carrier, Argent only (HS95i, HS95).....	39781

'92 RANGER

Black Combo (XD9i, X8i, XD9, M8, M6) (Non-Wrap Around) ^{U,L}	19730
Hardware Kit.....	28075

Chrome Combo (XD9i, X8i, XD9, M8, M6) (Non-Wrap Around) ^{U,W}	21824
Hardware Kit.....	28075

'89-91 RANGER, BRONCO II

Black Combo (XD9i, X8i, XD9, M8, M6) (Non-Wrap Around).....	19730
Hardware Kit.....	26462

Chrome Combo (XD9i, X8i, XD9, M8, M6) (Non-Wrap Around).....	21824
Hardware Kit.....	26462

'83-88 RANGER, BRONCO II

Black Combo (XD9i, X8i, XD9, M8, M6) (Non-Wrap Around) ^L	19730
Hardware Kit.....	19744

Chrome Combo (XD9i, X8i, XD9, M8, M6) (Non-Wrap Around) ^W	21824
Hardware Kit.....	19744

95-98 EXPLORER (EXCLUDES "LIMITED" MODEL, WILL FIT MERCURY MOUNTAINEER WITH MINOR UNSPECIFIED PLASTIC TRIMMING)

Trans4mer Grille Guard, Black.....	31769
Light Bar, Black (*).....	29169
Brush Guards, Black (Non-Wrap Around).....	30146
Receiver, Black only (use with Trans4mer only).....	29166

FOOTNOTES:

- H Must be revision #BØ (or later) for '95-97 models.
- J Must be revision #BØ for 9000 winch PN 27550 or 28500.
- K Except models with far forward mounted stabilizer bar.
- L Must be revision #FØ for 9000 winch PN 27550 or 28500.
- M Roller Fairlead PN 5742 required.
- T Available while supplies last.
- U Will not clear factory fog lights on STX models.
- V 20'/6m Power Lead (PN 32963) or 24'/8m Power Lead (PN 32966) required for winching from rear.
- W Must be revision #JØ for 9000 winch PN 27550 or 28500.
- Y Use light kit PN 220412 or PN 220312 or PN 220332.
- (6) Front Receiver applications (Does not fit diesels) '80-91 Pickup 1/2 Ton (2 & 4WD) and 3/4 Ton 2WD is PN 25862. '80-91 Pickup 3/4 Ton 4WD with leaf springs is PN 25852.
- (7) Must be Revision PØ to mount X8000i or XD9000i..
- (16) Fits Series 9 or 12 commercial winch with 12"/304.8mm wide foot print.
- (*) Cannot be used with winch carrier when winch is mounted



Winch Mounting Systems

Application Chart

Trans4mer Grille Guard, Chrome.....	31770
Light Bar, Chrome (*).....	29170
Brush Guards, Chrome (Non-Wrap Around).....	30147
Winch Carrier, Argent only (XD9i, X8i, XD9, M8, M6) J.....	29165
Winch Carrier, Argent only (HS95i, HS95).....	39781
Multi-Mount Winch Frame (HS95i, HS95) V.....	26370
Front Receiver (XD9i, X8i, XD9, M8, M6) (18).....	33040

'92-94 EXPLORER 2 & 4 DOOR MODELS (EXCLUDES "LIMITED" MODEL)

Black Combo (XD9i, X8i, XD9, M8, M6) (Non-Wrap Around).....	19730
Hardware Kit.....	28075
Chrome Combo (XD9i, X8i, XD9, M8, M6) (Non-Wrap Around).....	21824
Hardware Kit.....	28075

Multi-Mount Winch Frame (HS95i, HS95, XD9i, X8i, XD9, M8, M6) V.....	26370
Front Receiver.....	26509

'91 EXPLORER 2 & 4 DOOR MODELS

Black Combo (XD9i, X8i, XD9, M8, M6) (Non-Wrap Around) L.....	19730
Hardware Kit T.....	26371

Chrome Combo (XD9i, X8i, XD9, M8, M6) (Non-Wrap Around) W.....	21824
Hardware Kit T.....	26371

Multi-Mount Winch Frame (HS95i, HS95, XD9i, X8i, XD9, M8, M6).....	26370
Front Receiver.....	26509

JEEP

'98-00 WRANGLER TJ

Mounting Plate Kit (HS95i, HS95, XD9i, X8i, XD9, M8, M6) O.....	37170
Grille Guard Tube (use with 37170) (8).....	37171

'97-00 WRANGLER TJ

Mounting Plate Kit (M8274) (9).....	38671
--	-------

'97 WRANGLER TJ

Mounting Plate Kit (HS95i, HS95, XD9i, X8i, XD9, M8, M6) O.....	33090
Grille Guard Tube (use with 33090) (8).....	33091

'86-96 WRANGLER, YJ; '91 RENEGADE

Mounting Plate Kit (HS95i, HS95, XD9i, X8i, XD9, M8, M6).....	21390
--	-------

Mounting Plate Kit (M8274).....	21395
--	-------

'86 & PRIOR CJ, SCRAMBLER

Mounting Plate Kit (M8274).....	11310
--	-------

Mounting Plate Kit (HS95i, HS95, XD9i, X8i, XD9, M8, M6).....	13910
--	-------

'97-00 CHEROKEE (WILL NOT FIT GRAND CHEROKEE) (WILL NOT WORK WITH FACTORY TOW HOOKS)

Trans4mer Grille Guard, Black.....	39637
Light Bar, Black (*).....	29395
Brush Guards, Black (Non-Wrap Around).....	39563
Receiver, Black only (use with Trans4mer only).....	29397
Winch Carrier, Argent only (XD9i, X8i, XD9, M8, M6).....	29394

'84-96 WAGONEER, CHEROKEE, COMMANCHE (DOWN SIZE)

Trans4mer Grille Guard, Black.....	60766
Light Bar, Black (*).....	29395
Brush Guards, Black (Non-Wrap Around).....	39563
Receiver, Black only (use with Trans4mer only).....	29397
Winch Carrier, Argent only (XD9i, X8i, XD9, M8, M6).....	29394

New!

LAND ROVER

'94-98 DISCOVERY SERIES I

Multi-Mount Winch Frame (HS95i, HS95, XD9i, X8i, XD9, M8, M6) V.....	26370
Front Receiver.....	34697

LAND ROVER DEFENDER 90/110 (EXCLUDES AIR COND. MODEL)

Winch Bumper (M8274).....	38701
Grille Guard Tube.....	38704

MAZDA

'92-94 NAVAJO

Black Combo (XD9i, X8i, XD9, M8, M6) (Non-Wrap Around) L.....	19730
Hardware Kit.....	28075

Chrome Combo (XD9i, X8i, XD9, M8, M6) (Non-Wrap Around) W.....	21824
Hardware Kit.....	28075

'91 NAVAJO

Black Combo (XD9i, X8i, XD9, M8, M6) (Non-Wrap Around) L.....	19730
Hardware Kit T.....	26371

Chrome Combo (XD9i, X8i, XD9, M8, M6) (Non-Wrap Around) W.....	21824
Hardware Kit T.....	26371

Multi-Mount Winch Frame (HS95i, HS95, XD9i, X8i, XD9, M8, M6) V.....	26370
Front Receiver.....	26509

NISSAN

'86 1/2-'97 PICKUP 4WD

Black Combo (XD9i, X8i, XD9, M8, M6) (Non-Wrap Around) L.....	19730
Hardware Kit R.....	25629

Basic Winch Mount (No Tube) (XD9i, X8i, XD9, M8, M6) Z.....	27639
Hardware Kit R.....	25629
Pre-Runner Tube (optional) Q.....	28023

FOOTNOTES:

- J Must be revision #BØ for 9000 winch PN 27550 or 28500. L Must be revision #FØ for 9000 winch PN 27550 or 28500.
- L Must be revision #FØ for 9000 winch PN 27550 or 28500.
- O Will fit standard bumper and factory optional Jeep tube bumper.
- Q Must be used with basic winch mount.
- R Revision #CØ will fit '93-97 models.
- T Available while supplies last.
- V 20'/6m Power Lead (PN 32963) or 24'/8m Power Lead (PN 32966) required for winching from rear.
- W Must be revision #JØ for 9000 winch PN 27550 or 28500.
- Z Must be revision #CØ for 9000 winch PN 27550 or 28500.
- (8) Hard Winch Cover not compatible with Grille Guard.
- (9) Will not mount to Mopar accessory tube bumper.
- (*) Cannot be used with winch carrier when winch is mounted



Winch Mounting Systems

Application Chart

FOOTNOTES:

- G** For Tacoma, 29397 must be revision #DØ (or later).
- L** Must be revision #FØ for 9000 winch PN 27550 or 28500.
- Q** Must be used with basic winch mount.
- V** 20'/6m Power Lead (PN 32963) or 24'/8m Power Lead (PN 32966) required for winching from rear.
- Z** Must be revision #CØ for 9000 winch PN 27550 or 28500.
- (*) Cannot be used with winch carrier when winch is mounted

'87-92 4WD PATHFINDER

Black Combo (XD9i, X8i, XD9, M8, M6) (Non-Wrap Around) L	19730
Hardware Kit	25629
Basic Winch Mount (No Tube) (XD9i, X8i, XD9, M8, M6) Z	27639
Hardware Kit	25629
Pre-Runner Tube (optional) Q	28023

TOYOTA

2000 TUNDRA 2WD & 4WD

Trans4mer Grille Guard, Black	60097
Light Bar, Black (*)	29395
Brush Guards, Black (Two-Bar Wrap Around)	39900
Receiver, Black only (use with Trans4mer only)	29397
Trans4mer Grille Guard, Chrome.....	60098
Light Bar, Chrome (*)	29396
Brush Guards, Chrome (Two-Bar Wrap Around).....	39901
Winch Carrier, Argent only (HS95i, HS95, XD9i, X8i, XD9, M8, M6)	29394

Multi-Mount Winch Frame (HS95i, HS95, XD9i, X8i, XD9, M8, M6)	26370
Front Receiver	60760

'98-00 TACOMA 4WD PICKUP, '98-00 PRERUNNER

Trans4mer Grille Guard, Black	37172
Light Bar, Black (*)	29395
Brush Guards, Black (Non-Wrap Around)	37195
Receiver, Black only (use with Trans4mer only) G	29397
Trans4mer Grille Guard, Chrome.....	37173
Light Bar, Chrome (*)	29396
Brush Guards, Chrome (Non-Wrap Around)	37196
Winch Carrier, Argent only (HS95i, HS95, XD9i, X8i, XD9, M8, M6)	29394

Multi-Mount Winch Frame (HS95i, HS95, XD9i, X8i, XD9, M8, M6) V	26370
Front Receiver	33025

'95-97 TACOMA 4WD PICKUP

Trans4mer Grille Guard, Black	32522
Light Bar, Black (*)	29395
Brush Guards, Black (Non-Wrap Around)	32525
Receiver, Black only (use with Trans4mer only) G	29397
Trans4mer Grille Guard, Chrome.....	32523
Light Bar, Chrome (*)	29396
Brush Guards, Chrome (Non-Wrap Around).....	32526
Winch Carrier, Argent only (HS95i, HS95, XD9i, X8i, XD9, M8, M6)	29394

Multi-Mount Winch Frame (HS95i, HS95, XD9i, X8i, XD9, M8, M6) V	26370
Front Receiver	33025 rev.BØ

'93-98 T-100 4WD PICKUP

Trans4mer Grille Guard, Black	29400
Light Bar, Black (*)	29395
Brush Guards, Black (Non-Wrap Around)	29167
Receiver, Black only (use with Trans4mer only)	29397
Winch Carrier, Argent only (HS95i, HS95, XD9i, X8i, XD9, M8, M6)	29394

HILUX, INTERNATIONAL VERSION, LATE MODEL, IFS SUSPENSION

Trans4mer Grille Guard, Black	39299
Light Bar, Black (*)	29169
Brush Guards, Black (Non-Wrap Around)	29167
Receiver, Black only (use with Trans4mer only)	29166
Winch Carrier, Argent only (XD9i, X8i, XD9, M8, M6)	29165
Winch Carrier, Argent only (HS95i, HS95)	39781
Basic Mount Packaged Complete with XD9000i Winch	39978

'96-98 4-RUNNER

Trans4mer Grille Guard, Black	34702
Light Bar, Black (*)	29395
Brush Guards, Black (Non-Wrap Around)	32525
Receiver, Black only (use with Trans4mer only)	29397



Winch Mounting Systems

Application Chart

Trans4mer Grille Guard, Chrome.....	34703
Light Bar, Chrome (*).....	29396
Brush Guards, Chrome (Non-Wrap Around).....	32526
Winch Carrier, Argent only (HS95i, HS95, XD9i, X8i, XD9, M8, M6).....	29394

Multi-Mount Winch Frame (HS95i, HS95, XD9i, X8i, XD9, M8, M6) V.....	26370
Front Receiver.....	33025 rev.B0

'92-95 4WD PICKUP, HILUX (EXCLUDES TACOMA)

Black Combo (XD9i, X8i, XD9, M8, M6) (Non-Wrap Around) L.....	19730
Hardware Kit.....	28069

Chrome Combo (XD9i, X8i, XD9, M8, M6) (Non-Wrap Around) W.....	21824
Hardware Kit.....	28069

Basic Winch Mount (No Tube) (HS95i, HS95, XD9i, X8i, XD9, M8, M6) Z.....	27639
Hardware Kit.....	28069
Pre-Runner Tube (optional) Q.....	28023

Multi-Mount Winch Frame (HS95i, HS95, XD9i, X8i, XD9, M8, M6) V.....	26370
Front Receiver.....	25873

'95-97 LANDCRUISER FJ80

Trans4mer Grille Guard, Black.....	33629
Light Bar, Black (*).....	29169
Brush Guards, Black (Non-Wrap Around).....	34141
Receiver, Black (use with Trans4mer only).....	29166
Winch Carrier, Argent only (XD9i, X8i, XD9, M8, M6) J.....	29165
Winch Carrier, Argent only (HS95i, HS95).....	39781
Winch Carrier, Argent only (M8274).....	30040

'90-94 LANDCRUISER FJ80

Black Combo (XD9i, X8i, XD9, M8, M6) X.....	26990
--	-------

'90-95 4-RUNNER; '89-91 4WD PICKUP, HILUX

Black Combo (XD9i, X8i, XD9, M8, M6) (Non-Wrap Around) L.....	19730
Hardware Kit F.....	24994

Chrome Combo (XD9i, X8i, XD9, M8, M6) (Non-Wrap Around) W.....	21824
Hardware Kit F.....	24994

Basic Winch Mount (No Tube) (XD9i, X8i, XD9, M8, M6) Z.....	27639
Hardware Kit F.....	24994
Pre-Runner Tube (optional) Q.....	28023

Multi-Mount Winch Frame (HS95i, HS95, XD9i, X8i, XD9, M8, M6) V.....	26370
Front Receiver.....	25873

'86-89 4 RUNNER; '86-88 4WD PICKUP, HILUX

Black Combo (XD9i, X8i, XD9, M8, M6) (Non-Wrap Around) L.....	19730
Hardware Kit.....	21077

Chrome Combo (XD9i, X8i, XD9, M8, M6) (Non-Wrap Around) W.....	21824
Hardware Kit.....	21077

Basic Winch Mount (No Tube) (XD9i, X8i, XD9, M8, M6) Z.....	27639
Hardware Kit.....	21077
Pre-Runner Tube (optional) Q.....	28023

Multi-Mount Winch Frame (HS95i, HS95, XD9i, X8i, XD9, M8, M6) V.....	26370
Frame Front Receiver.....	25873

UNIVERSAL FLATBED MOUNTING PLATES

Foot Forward Winch Mount (M12, HS95, XD9, M8274, M8, M6).....	11078
--	-------

Foot Down Winch Mount (HS95i, HS95, XD9i, X8i, XD9, M8, M6).....	13942
Mounting Plate Only (Foot Down Winch Mount) (HS95i, HS95, XD9i, X8i, XD9, M8, M6).....	60368

FOOTNOTES:

- F Must be revision #EØ for '92-95 4-Runner.
- J Must be revision #BØ for 9000 winch PN 27550 or 28500.
- L Must be revision #FØ for 9000 winch PN 27550 or 28500.
- Q Must be used with basic winch mount.
- V 20'/6m Power Lead (PN 32963) or 24'/8m Power Lead (PN 32966) required for winching from rear.
- W Must be revision #JØ for 9000 winch PN 27550 or 28500.
- X Must be revision #DØ for 9000 winch PN 27550 or 28500.
- Z Must be revision #CØ for 9000 winch PN 27550 or 28500.
- (*) Cannot be used with winch carrier when winch is mounted

NOTE: Warn designs and manufactures several different mounting systems to accommodate our recreational vehicle winches. When properly mounted, these systems do not interfere with the factory air bag system. This opinion is based on analysis by our engineers and a limited number of crash tests. When installing a winch mount on a vehicle, the installer should take care to ensure that placement of the mount does not interfere with the factory air bag sensors. In addition, the vehicle sensors should not be moved or modified in any way. It is not practicable to test every possible vehicle and winch mount combination and Warn has not attempted to do so. We recommend that the user check with the vehicle manufacturer and a reputable, qualified mechanic to determine whether a particular installation may interfere with the air bag system. The consumer should then make a personal decision as to the appropriateness of this accessory for the particular vehicle. Warn cannot and does not guarantee the proper operation of the vehicle's air bag system if the winch is mounted contrary to the vehicle manufacturer's recommendations.





New!

Warn® Light Bar

Warn Industries presents a whole new look for your truck. The Warn light bar highlights the lines of your truck, while providing a secure location to mount a multiple set of Warn lights.

The Warn light bar is made from tough 2" x .060" steel tubing which is mandrel bent and robotically welded for a precise fit. Designed specifically for each application, the bar is engineered to bolt-on in less than half an hour. To increase durability and protect against rust, the Warn light bar is powder coated argent and comes complete with tube-caps.

The light bar is designed to be compatible with the Warn front receiver, so you can add a Warn winch on a Multi-Mount portable winch carrier for added versatility. Or, the light bar can be used with the Warn Semi-Hidden winch mount.

FOOTNOTES:

*Trimming required

Note: The Warn Light Bar is designed to mount accessory lights and for styling. It is not suitable for pushing or pulling

APPLICATIONS

'99 Ford Super Duty 250/350/Excursion*	60850
Extension Kit '99 Ford Super Duty for Hidden Winch Kit	61077
'00 Chevrolet Silverado/GMC Sierra 1500/2500 Pickup	61090
'01 Chevrolet Suburban/GMC Yukon XL 1500/2500	61090
'01 Chevrolet Tahoe/GMC Yukon	61090



Slots allow for adjustable placement of lights, while providing a secure location to mount a multiple set of lights.



Coming Spring 2001 for '97-00 Ford F-150/Expedition, '94-00 Dodge Ram 1500/2500



New!

Warn Bumpers for Jeep® Vehicles

There's only one reason to introduce another bumper to the world for Jeep® vehicles. Because the Warn bumper incorporates our off-road experience to deliver a tough, durable well thought out product.

Let's start with the tapered ends for increased approach angles. The front bumpers have welded eyelets to mount D-shackles and pre-drilled holes to mount lights. The rear bumpers have a 2" receiver for using the Warn shackle bracket (PN29312) to increase your recovery options.

Available for Jeep brand CJs, YJs and TJs, the Warn bumpers are laser cut from 3/16" steel, then CNC formed, robotic-welded for precise fit and powder-coated for durability.

Jeep TJ

Front bumper, TJPN 61853

Rear bumper, TJPN 61854

Optional Front Tube Grille Guard, TJPN 61855

Jeep YJ

Front bumper, YJPN 61856

Rear bumper, YJPN 61857

Optional Front Tube Grille Guard, YJPN 61858

Jeep CJ

Front bumper, CJ, '76+PN 61859

Rear bumper, CJ, '76+PN 61860

Optional Front Tube Grille Guard, CJ, '76+PN 61861



Rear bumpers have a 2" receiver for using the Warn shackle bracket (PN29312) to increase your recovery options.

Front bumpers have welded eyelets to mount D-shackles (PN 13047) and pre-drilled holes to mount lights.

